



A Framework to Facilitate Design and Evaluation of NAMAs at the National Level

**Summer School 2013
International Partnership on Mitigation and MRV
Hanoi, 22 August 2013**

**Manish Kumar Shrivastava, Neha Pahuja, Ritika Tewari,
Swati Agarwal, Nimisha Pandey, Tamara Law Bilimoria**

Overview of the Presentation



1. Key steps in NAMA cycle
2. To identify constituent elements defining national appropriateness.
3. To facilitate making a choice of the most 'appropriate' mitigation action from a broad spectrum of options using a multi-criteria evaluation framework

Supported by:



Key steps in NAMA Cycle

1. Define accounting and reporting principles
- 2. Define policy or action**
- 3. Identify effects and map causal chain**
4. Define GHG emission boundary
5. Estimate Baseline
6. Estimate GHG effects ex-ante
7. Monitor performance
8. Assess GHG effects ex-post
9. Verify
10. Report

-
1. Data Collection
 2. Policy Interaction
 3. Cost analysis

Need for a Framework



- Environmental problems are complex: high level of uncertainty; political in nature
 - Same extends to climate change problem, especially mitigation
 - Selection of appropriate mitigation options is a complex problem
- Different ways of constructing the problem and different paths to solving it
 - Mitigation actions can range from purely technological to purely behavioural or as combinations
 - Availability of different mitigation options/choices. But, what is the best ? And the most appropriate, in a given temporal and spatial scale with limited resources?
 - How do we make it more inclusive & participatory ?
- Instrument that works well in one country may not work well in another country with different social norms and institutions (IPCC, 2007)
- Each NAMA would be a **policy making exercise**, thus would need to rely on the **domestic institutional arrangements** in the country.
- Institutional arrangement for NAMAs can be centralised or decentralized.
- Thus, policy makers would have to make an informed choice from the different mitigation options available/possible

Assessment of a mitigation action as being 'nationally appropriate', **at any level of decision making**, would require **an evaluation framework**.

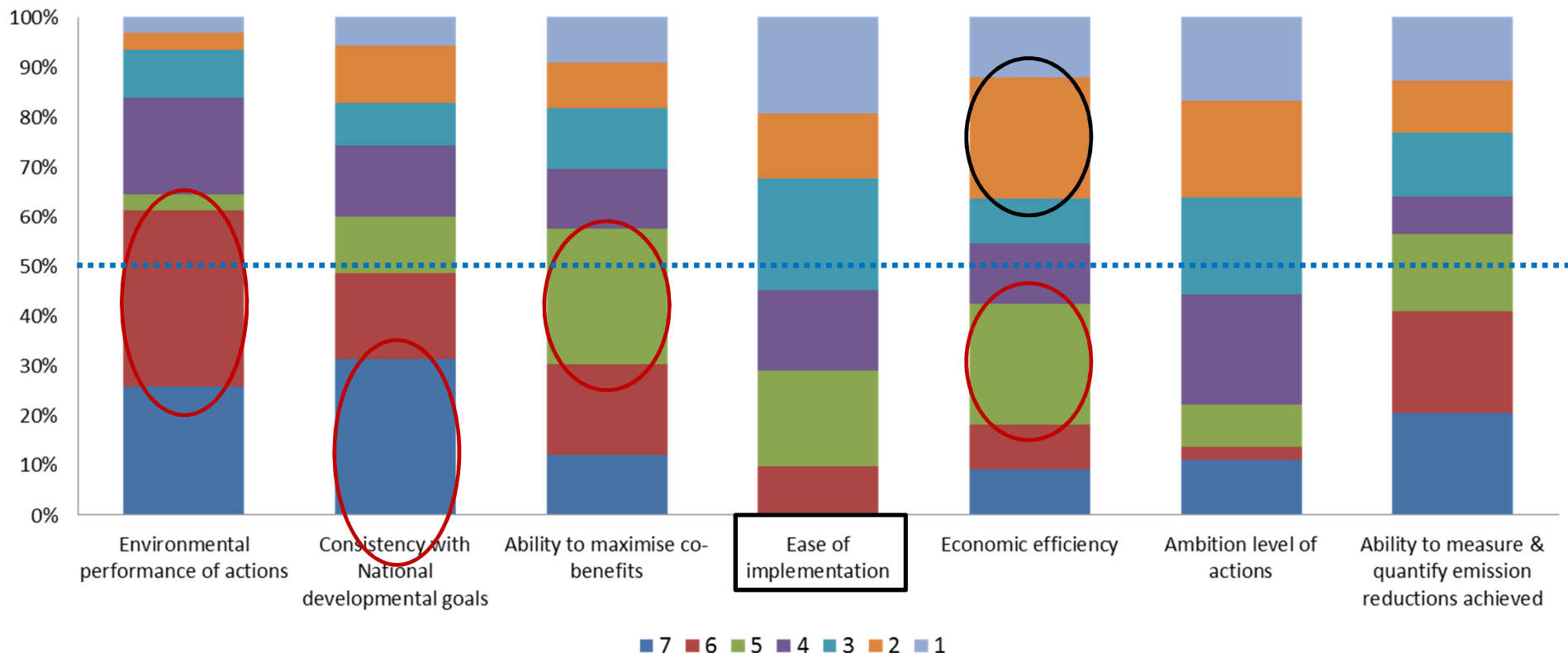
Our approach for the study



We build upon: Review, dialogues, questionnaire survey, discourse analysis...

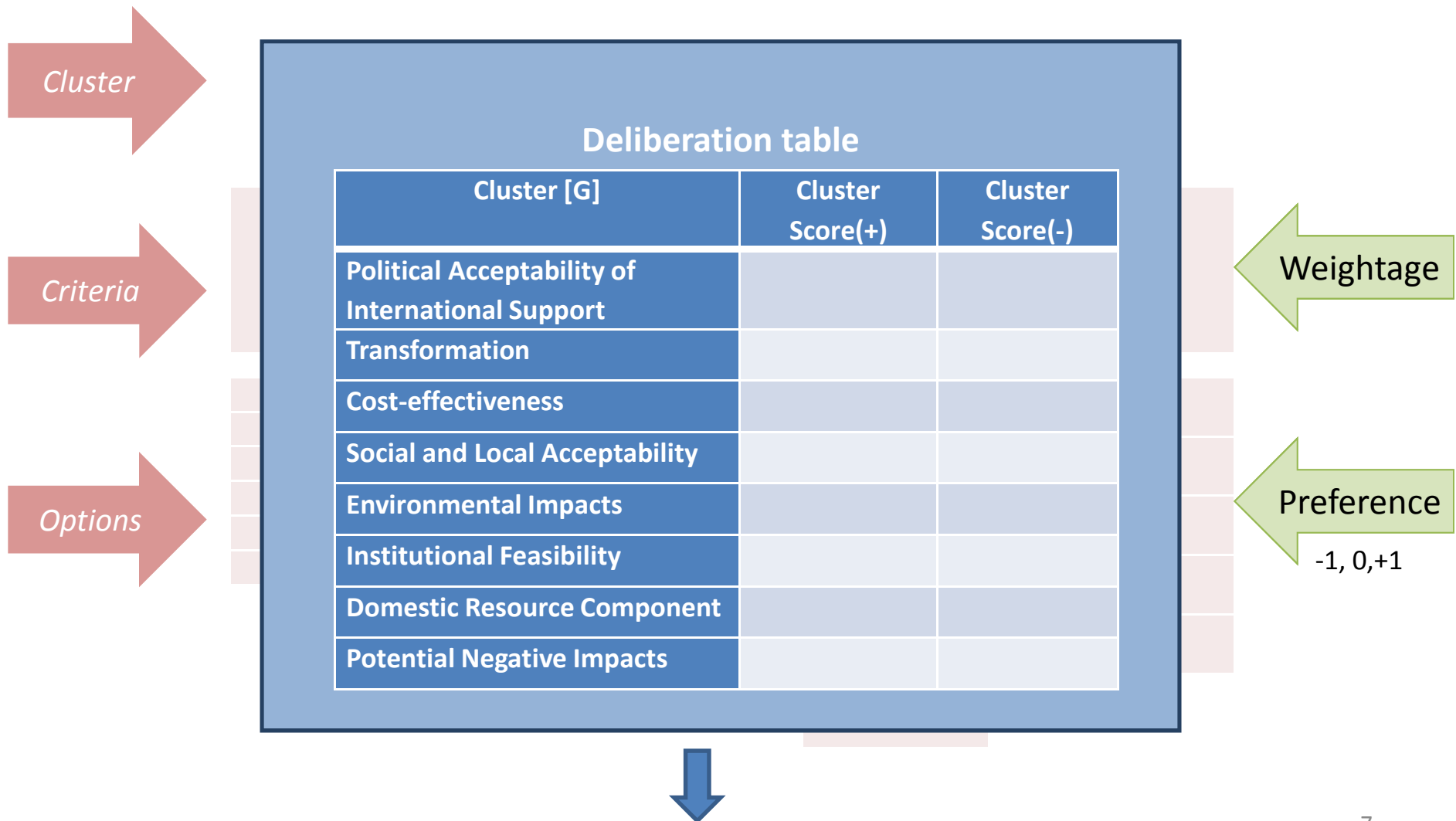
- ✓ A multi-criteria approach is unavoidable
 - Captures **complexity and multiplicity of perspectives**, central to environmental decision making
 - Provides **comprehensive, participatory and qualitative** assessment
- ✓ Measurability of criteria
- ✓ Room for deliberations
- ✓ Simplicity and flexibility key
- ✓ International context important component for evaluation
- ✓ *A tool to assist in structured decision-making*

Considerations that are important while designing NAMAs

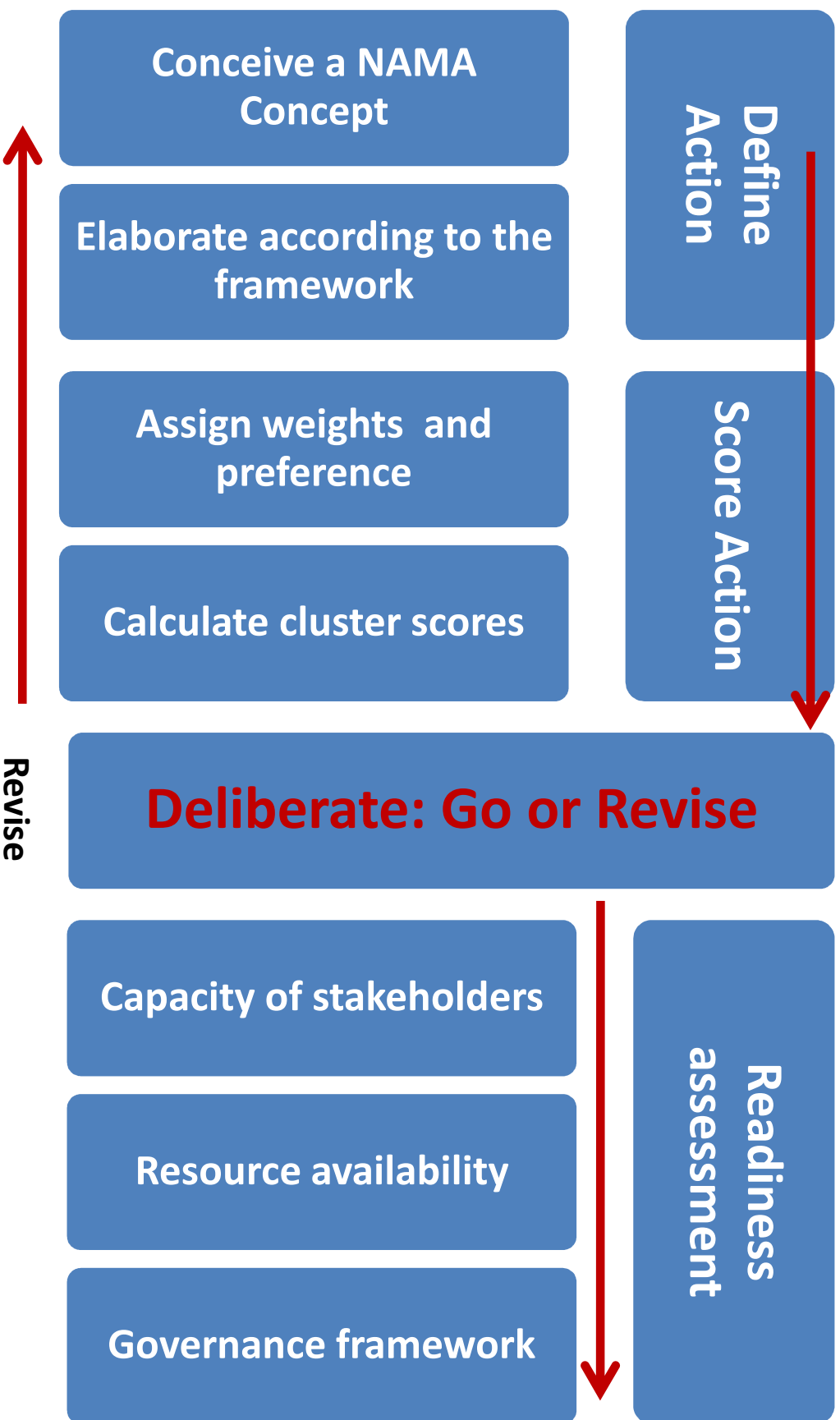


- ✓ Consistency with national development goals regarded as most important consideration
- ✓ Followed by environmental performance of actions
- ✓ Followed by ability to maximize co-benefits and economic efficiency
- ✓ Economic efficiency, however has an equal lower ranking
- ✓ Ease of implementation least ranked consideration
- ✓ **High Rankings: environmental performance, national development goals, co-benefits, ability to measure and quantify emissions reductions**

NAMA Evaluation Framework



How to apply the framework



Assessment of Readiness

Capacity of Stakeholders

- Existing experience
- Awareness
- Technical Know-how (plan, design, implement, MRV)

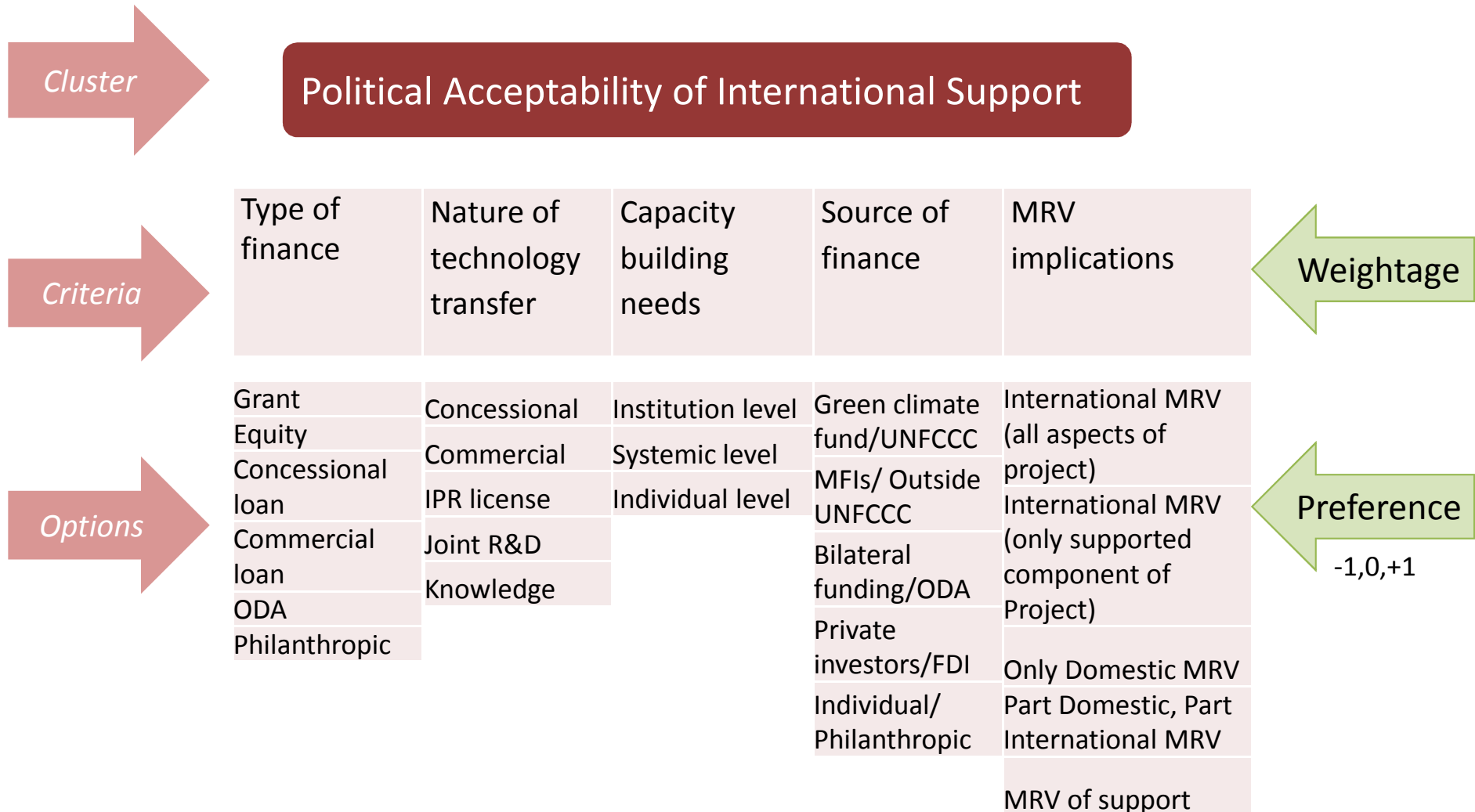
Resource Availability

- Human Resources
- Infrastructure
- Financial

Governance Framework

- Presence of a national strategy
- Necessary laws and regulations
- Organizational framework (ownership)
- Political Position on NAMAs

NAMA Evaluation Framework: An illustration



Political Acceptability of International Support



Criteria [C]	WCI			Project Score	Guide for Project Score	Criteria positive score	Criteria negative score	G(+)	G(-)
		Preference	Options						
Type of Finance	.2	0	Equity	0.6	% of total investment	0.12	-0.08	1.24	-0.56
		1	Concessional loan	0					
		-1	Commercial loan	0.4					
		0	ODA	0					
		0	Philanthropic	0					
Nature of Technology Transfer	0.2	1	Concessional	0	Yes (1) / No (0)	0.2	-0.2	1.24	-0.56
		-1	Commercial	1					
		1	IPR license	1					
		1	Joint R&D	0					
		1	Knowledge	0					
Capacity Building	0.2	1	Institution level	1	Yes (1) / No (0)	0.6	0	1.24	-0.56
		1	Systemic level	1					
		1	Individual level	1					
Source of finance (under/outside FCCC)	0.2	1	Green climate fund/UNFCCC	0.6	% of total investement	0.12	-0.08	1.24	-0.56
		-1	Multilateral Financial Institutions/Outside UNFCCC	0					
		-1	Bilateral funding/ODA	0					
		-1	Private investors/FDI	0.4					
		0	Individual/philonthropic	0					
MRV implications (Ref. to BAP 1bii; what, who, how?)	0.2	-1	International MRV of all aspects of project	1	Yes (1) / No (0)	0.2	-0.2	1.24	-0.56
		1	International MRV of only supported component of Project	0					
		1	Only Domestic MRV	0					
		1	Part Domestic, Part International MRV	0					
		1	MRV of support	1					

Deliberation Table (Large hydro in India)



Cluster [G]	Cluster Score(+)	Cluster Score(-)
Political Acceptability of International Support	1.24	-0.56
Transformation	1.2	-0.08
Social and local acceptability	0.2	-1.6
Environmental Impacts	1.0	-0.6
Cost effectiveness	1.0	-0.2
Institutional Feasibility	1.0	0
Domestic Resource Component	1.0	0
Potential Negative Impacts	0.6	-0.2

Criteria clusters



- ***Political Acceptability of International Support***

Type of finance	Nature of technology transfer	Capacity building needs	Source of finance	MRV implications
-----------------	-------------------------------	-------------------------	-------------------	------------------

- ***Transformation of economy***

Technological	Private sector participation	Energy security	Impact on manufacturing capability	Lifestyle changes
---------------	------------------------------	-----------------	------------------------------------	-------------------

- ***Cost effectiveness***

Cost of action	Cost of compliance	Cost to government	Cost to beneficiaries	Cost recovery period	Resource efficiency
----------------	--------------------	--------------------	-----------------------	----------------------	---------------------

- ***Social and Local acceptability***

Reducing income disparities	Job creation	Impact on marginalized sections of society	Safeguards	Cultural acceptance
-----------------------------	--------------	--	------------	---------------------

- ***Environmental Impacts***

GHG reduction potential	Impact on air quality	Impact on biodiversity	Impact on water resources	Impact on Soil	Waste management
-------------------------	-----------------------	------------------------	---------------------------	----------------	------------------

- ***Institutional feasibility***

Changes in institutional arrangements	Compliance with existing laws and regulations
---------------------------------------	---

- ***Domestic resources***

Human resource	Natural resource	Financial capital	Technological capital	High emission lock-in
----------------	------------------	-------------------	-----------------------	-----------------------

- ***Potential negative impacts***

Import intensity	Impact on domestic manufacturers	Diversion of resources	Conditionality of support	Livelihood losses	Pollution	Hazardous waste	Balance of payments	High emission lock-in
------------------	----------------------------------	------------------------	---------------------------	-------------------	-----------	-----------------	---------------------	-----------------------

Further details can be accessed at:

<http://www.teriin.org/projects/nfa/cc2bwp1.php>