



Partnership on Transparency  
in the Paris Agreement

# Training Workshop: Preparation and Reporting of Results of National GHG Inventories under the ETF of the Paris Agreement

Kigali, Rwanda 25-27 June 2024

**Presentation:** The Inventory  
Improvement Plan (IIP)

Fernando Farias  
Senior Advisor  
UNEP-CopenhagenClimate Centre



copenhagen  
climate centre




Supported by:



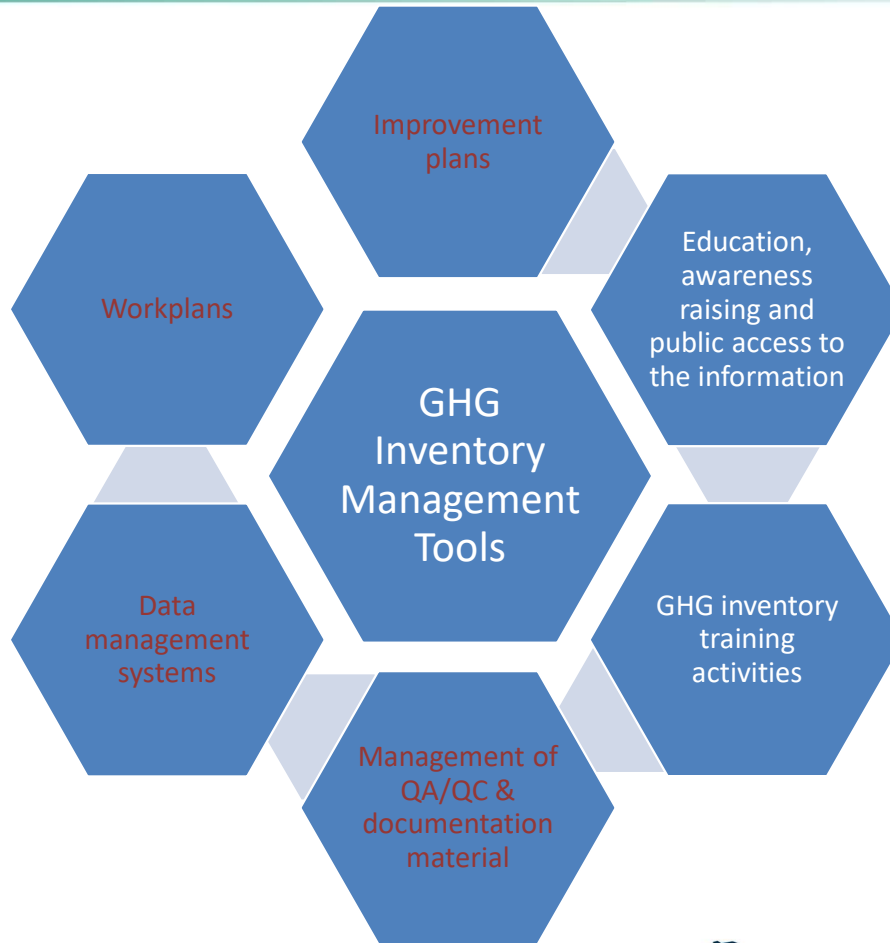
Federal Foreign Office



on the basis of a decision  
by the German Bundestag



# GHG Inventory Management Tools



Source:  
2019 IPCC  
Refinements

# Introduction to Inventory Improvement Plan

- Each country should have a plan to improve the quality (TACCC) of inventory over time ([continuous improvement](#)).
- The improvement plan is consistent with the reporting requirements of the ETF, including [reporting on flexibility](#) and reporting on [areas for improvement](#).



# Inventory improvement plan

## Improvements:

- Potential,
- Planned, and
- Implemented improvements.

## Plan: Specific actions

- Compilation
- Prioritization
- Synthesis
- Future implementation

# Inventory improvement plan

## Source of ideas for improvement:

- Own national team
- External contributions:
  - UNFCCC QA processes (BUR assessments, future **Technical Expert Reviews** (TER))
  - Other QA processes
- The improvement plan must **assign a priority level**.



# Inventory improvement plan

## Benefits:

- Find better data
- Facilitate coordination
- Train current staff members
- Enhance QA/QC procedures
- Guide new staff
- More efficient use of resources

## But resources needed to implement the plan!

- Staff availability
- Staff expertise
- Cost
- Time
- Responsible

Source: based in US-EPA (2023)

Important to **prioritize**



# Documentation of an improvement plan

An improvement plan may include a simple table that contains, for example:

- **Categorisation:** include sector(s) and type of improvement activity (e.g. improved QA/QC processes, improved uncertainties or key category analysis, improved activity data, shift to higher-level methods).
- **Name:** short and unique, ideally reflecting the spirit of improvement.
- **Description:** includes information about the deadlines and technical details for its development.
- **Origin:** recommendation or suggestion of experts or international review process.
- **Status:** suggested, proposed, planned, in progress, implemented, etc.
- **Priority:** key category analysis can be used as input.
- **Owner:** the person or entity responsible for implementing the improvement.



# Example of an improvement plan table

TABLE 1.8 (NEW)						
SUGGESTED DESCRIPTION OF POTENTIAL, PLANNED AND IMPLEMENTED IMPROVEMENTS IN INVENTORY IMPROVEMENT PLAN						
1.Categorisation	2.Name	3.Description	4.Origin	5.Status	6.Priority	7.Owner

1. The **categorization** of the improvement. This could include the sector or categories, and the type of improvement activity (e.g. improved QA/QC processes, improved uncertainties or key category analysis, improving activity data, moving to higher tier methods).

2. A short unique **name**.

3. Improvement **description** including information on timeframes and technicalities for development.

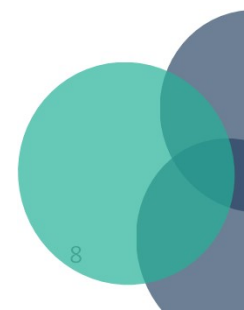
4. The **origin** of the improvement (e.g. recommendation or expert suggestion or international review process).

5. The **status** (e.g. suggested, proposed, planned, work in progress, implemented) of the improvement.

6. The **priority** of the improvement (informed by the *key category* analysis).

7. The **owner** is the person or entity responsible for implementing the improvement.

Source: 2019 Refinements to the 2006 IPCC Guidelines for National GHG inventories





# EPA Improvement Plan Template

- The [EPA National Inventory Systems Toolkit](#) includes a specific template for the inventory improvement plan.
- The template provides guidance on efforts to increase the quality (TACCC) of future inventories.
- The workforce will be able to report on overall inventory improvements, including institutional capacity-building in the coming years.
- Improvements can be identified through documentation of existing institutional arrangements, category-by-category analysis of methods and data, QA/QC procedures, key categories and the archiving system.
- [Table 7-1](#) identifies improvement options and their priority level, while [Table 7-2](#) proposes inventory improvements consistent with the high priority options in Table 7-1.

# Table 7-1. Options for improvements

N°	Key Category (yes/no)	Category Code and Name	Issue	Improvement Option	Priority of Improvement	Timing of Improvement	Additional Information Needed for Improvement
1	[Enter Text]						
2							
3							
4							
5							
6							
7							
8							
9							
10							





**CBIT-GSP**  
CLIMATE TRANSPARENCY



**Partnership on Transparency**  
in the Paris Agreement

# Thank you for your attention!

Fernando Farias  
Senior Advisor  
UNEP-CopenhagenClimate Centre



**UN**  
environment  
programme

copenhagen  
climate centre

**UN**  
environment  
programme

Supported by:



on the basis of a decision  
by the German Bundestag

Federal Foreign Office



INTERNATIONAL  
CLIMATE  
INITIATIVE

