Alianza para la Transparencia
en el Acuerdo de París
Grupo Regional de América Latina y el Caribe

CBIT-GSP
CLIMATE TRANSPARENCY

Parceria para Transparência
no Acordo de Paris
Núcleo Lusófono

El marco de transparencia reforzado: MPGs y orientaciones

Primer Taller Interregional del Núcleo Lusófono y el Grupo Regional de América Latina y el Caribe

Lisboa 12-14 Octubre 2022

CPLP

apa agência portuguesa do ambiente

Federal Ministry
for the Environment, Nature Conservation
and Nuclear Safety

.be

UN environment programme | copenhagen climate centre
supported by UNOPS

UNDP

Food and Agriculture Organization of the United Nations

gef

Nivel de ambición
Políticas
Transparencia
BTR
Análisis de riesgos climáticos
Escenarios climáticos, Amenazas, Exposición, Vulnerabilidad
Reporte
Monitoreo, Evaluación y Aprendizaje
Gobernanza
Medidas de adaptación
Indicadores
Estrategia
Arreglos institucionales
Género, Inclusión, Cohesión social
Implementación
Financiamiento

Escenarios (variables socio-economómicas)
Proyecciones de GEI
Estrategia a largo plazo
Planificación y estrategia
Gobernanza y procesos participativos
Análisis sectoriales
Proyecciones de GEI
Revisión y ajuste
Metas nacionales
Procesos participativos
Inventarios GEI
Diseño de medidas
Indicadores
BTR
MRV
Arreglos institutionales inventarios GEI
Implementación
Presupuesto público
Seguimiento políticas y medidas
Financiamiento internacional
Género, inclusión, cohesión social

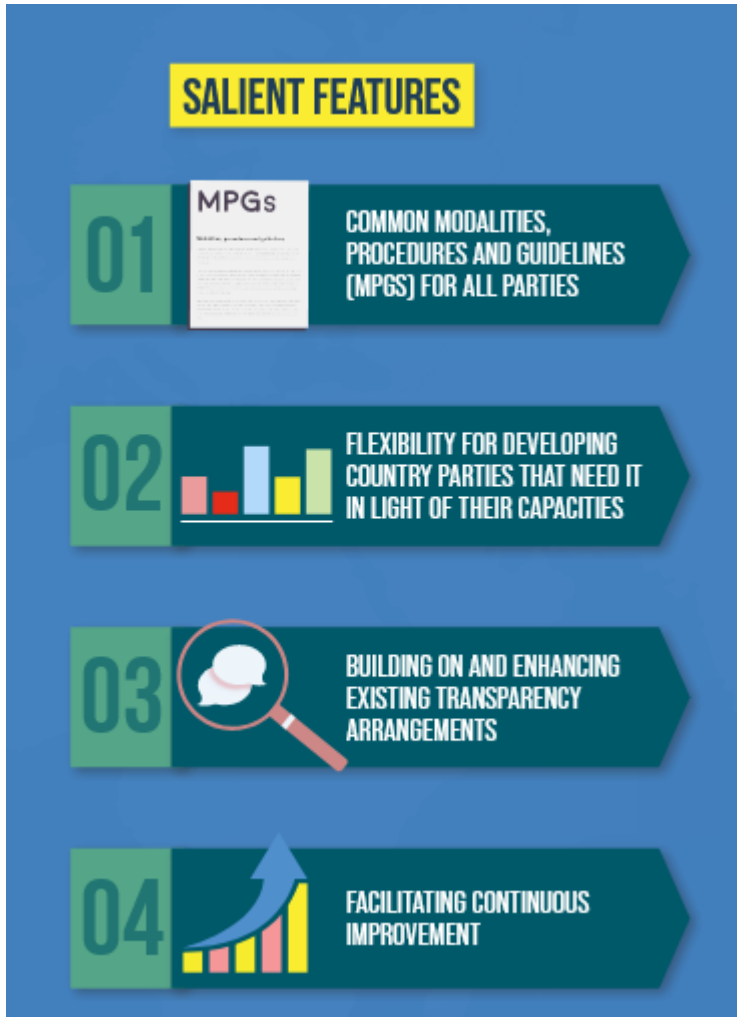

© UNFCCC

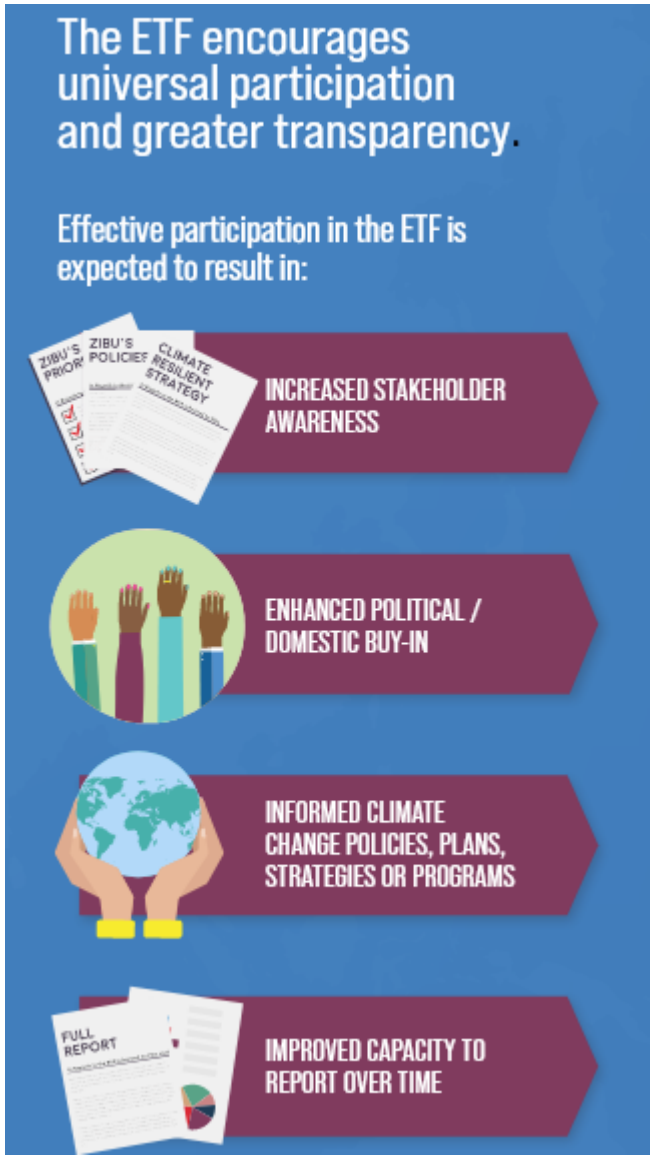

© UNFCCC

El marco reforzado de transparencia (ETF)

Alcance de los componentes del ETF

- Comunicación
- Revisión técnica
- Examen facilitador y multilateral

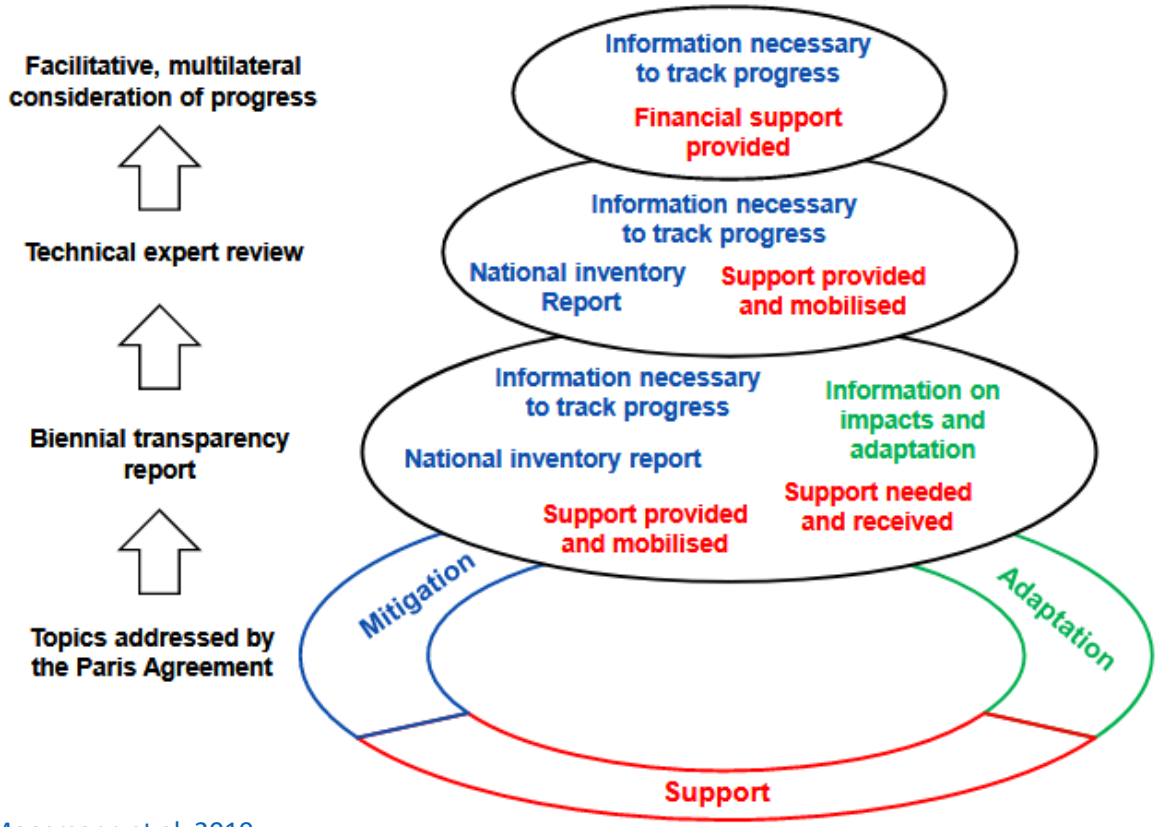

Fuente: Moosmann et al. 2019

Alcance BUR vs. Alcance BTR

BUR

- Actualización de la NC más reciente
  - Circunstancias y arreglos nacionales para preparación de NC
  - Inventario GEI
  - Acciones de mitigación, sus efectos, metodologías y supuestos
  - Apoyo necesidades y brechas, apoyo recibido
  - MRV a nivel nacional

BTR

- NIR
- Información para hacer seguimiento a progreso y cumplimiento de NDC
- Efectos del CC y adaptación
- Apoyo requerido y recibido
- (AdCom)

Elementos del Informe Bienal de Transparencia

BTR

- Inventarios nacionales de GEI
- Información necesaria para hacer un seguimiento de los progresos alcanzados en la implementación y el cumplimiento de las NDC
- Información relativa a los efectos del cambio climático y a la labor de adaptación
- Información sobre el apoyo (financiación, desarrollo y transferencia de tecnología y fomento de capacidades) requerido y recibido

Fuente: http://www.transparency-partnership.net/system/files/document/Status of the international negotiations_UNFCCC.pdf

Elementos de las MPG y orientaciones de transparencia

Paris 2015	Katowice 2018	Glasgow 2021
Enhanced transparency framework (Article 13 of the Paris Agreement)	**Modalities, procedures and guidelines (MPGs) (Annex to Decision 18/CMA.1)**	**Transparency guidance (Decision 5/CMA.3)**
	I. Introduction	Annex IV – **Outline** of the biennial transparency report
Transparency of action (Article 13.7 and 13.8)	II. National inventory report	Annex I – **Common reporting tables**
	III. Information necessary to track progress	Annex V – **Outline** of the national inventory document
	IV. Impacts and adaptation	Annex II – **Common tabular formats**
Transparency of Support (Article 13.9 and 13.10)	V. Support provided and mobilized	Annex III – **Common tabular formats**
	VI. Support needed and received	
Review and consideration (Article 13.11 and 13.12)	VII. Technical expert review	Annex VII – **Training programme** for technical experts
	VIII. Facilitative, multilateral consideration of progress	Annex VI – **Outline** of the technical expert review report

Öko-Institut e.V.

Estructura del BTR (Anexo IV)

I. NIR
II. Información progreso y cumplimiento
III. Efectos del CC y adaptación
IV. Apoyo prestado y movilizado
V. Apoyo requerido y recibido
VI. Información correspondiente a la comunicación nacional
VII. Información sobre flexibilidad
VIII. Mejoras
IX. Otras

Anexos

I. Anexo REDD+
II. Common reporting tables GHG inventory
III. Common tabular formats
IV. Artículo 6

Elementos de las MPG y orientaciones de transparencia

Paris 2015	Katowice 2018	Glasgow 2021
Enhanced transparency framework (Article 13 of the Paris Agreement)	**Modalities, procedures and guidelines (MPGs) (Annex to Decision 18/CMA.1)**	**Transparency guidance (Decision 5/CMA.3)**
	I. Introduction	Annex IV – **Outline** of the biennial transparency report
Transparency of action (Article 13.7 and 13.8)	II. National inventory report	Annex I – **Common reporting tables**
	III. Information necessary to track progress	Annex V – **Outline** of the national inventory document
	IV. Impacts and adaptation	Annex II – **Common tabular formats**
Transparency of Support (Article 13.9 and 13.10)	V. Support provided and mobilized	Annex III – **Common tabular formats**
	VI. Support needed and received	
Review and consideration (Article 13.11 and 13.12)	VII. Technical expert review	Annex VII – **Training programme** for technical experts
	VIII. Facilitative, multilateral consideration of progress	Annex VI – **Outline** of the technical expert review report

Öko-Institut e.V.

Informe del inventario nacional de GEI (NIR)

Paris 2015	Katowice 2018	Glasgow 2021
Enhanced transparency framework (Article 13 of the Paris Agreement)	**Modalities, procedures and guidelines (MPGs) (Annex to Decision 18/CMA.1)**	**Transparency guidance (Decision 5/CMA.3)**
	I. Introduction	
	II. National inventory report	Annex I – **Common reporting tables** Annex V – **Outline** of the national inventory document
Transparency of action (Article 13.7 and 13.8)		

- NIR = NID + CRT (p.38)
- NIR, como parte del BTR o documento independiente

Estructura del NID (Anexo V)

Resumen ejecutivo

1. Circunstancias nacionales
2. Tendencias en emisiones y remociones de GEI

3-8 Capítulos sectoriales

9. Emisiones indirectas
10. Nuevos cálculos y mejoras

Anexos

I Categorías principales

II Evaluación de la incertidumbre

III Descripción detallada sobre el punto de referencia

IV Plan de QA/QC

V Información adicional

VI Common reporting tables

Common reporting tables (Annex I)

Tables 1	Sectoral report for **energy** 11 background tables for energy
Tables 2	2 sectoral reports for **industrial processes and product use (IPPU)** 3 background tables for IPPU
Tables 3	Sectoral report for **agriculture** 8 background tables for agriculture
Tables 4	Sectoral report for **land use, land-use change and forestry (LULUCF)** 13 background tables for LULUCF
Tables 5	Sectoral report for **waste** 4 background tables for Waste
'Summary'	3 **summary reports** (sources and sinks; CO_2 equivalents; methods and emission factors)
Tables 6-9	5 **cross-cutting reports** (indirect emissions; key categories; recalculations; completeness)
Tables 10	6 **trend tables** (CO_2 equivalents; CO_2; CH_4; N_2O; fluorinated gases; summary)
'Flex'	Summary table on the use of **flexibility** provisions

Öko-Institut e.V.

INDEX	Table3	Table4	Table5
Table1	Table3.A	Table4.1	Table5.A
Table1.A(a)s1	Table3.B(a)	Table4.A	Table5.B
Table1.A(a)s2	Table3.B(b)	Table4.B	Table5.C
Table1.A(a)s3	Table3.C	Table4.C	Table5.D
Table1.A(a)s4	Table3.D	Table4.D	Summary1
Table1.A(b)	Table3.E	Table4.E	Summary2
Table1.A(c)	Table3.F	Table4.F	Summary3
Table1.A(d)	Table3.G-I	Table4(I)	Table6
Table1.B.1		Table4(II)	Table7
Table1.B.2		Table4(III)	Table8s1
Table1.C		Table4(IV)	Table8s2
Table1.D		Table4.Gs1	Table9
Table2(I)		Table4.Gs2	Table10s1
Table2(I).A-H			Table10s2
Table2(II)			Table10s3
Table2(II)B-Hs1			Table10s4
Table2(II)B-Hs2			Table10s5
			Table10s6
			Flex_Summary

TABLE 4 SECTORAL REPORT FOR LAND USE, LAND-USE CHANGE AND FORESTRY
(Sheet 1 of 1)

Year
Submission
Country

Back to Index

GREENHOUSE GAS SOURCE AND SINK CATEGORIES	Net CO_2 emissions/removals [1,2]	CH_4 [2]	N_2O [2]	NO_x	CO	NMVOC	Total GHG emissions/removals [3]
	(kt)						CO_2 equivalents (kt) [4]
4. Total LULUCF							
4.A. Forest land							
4.A.1. Forest land remaining forest land							
4.A.2. Land converted to forest land							
4.B. Cropland							
4.B.1. Cropland remaining cropland							
4.B.2. Land converted to cropland							
4.C. Grassland							
4.C.1. Grassland remaining grassland							
4.C.2. Land converted to grassland							
4.D. Wetlands [5]							
4.D.1. Wetlands remaining wetlands							
4.D.2. Land converted to wetlands							
4.E. Settlements							
4.E.1. Settlements remaining settlements							
4.E.2. Land converted to settlements							
4.F. Other land [6]							
4.F.1. Other land remaining other land							
4.F.2. Land converted to other land							
4.G. Harvested wood products [7]							
4.H. Other *(please specify)*							

Memo item:							
Emissions and subsequent removals from natural disturbances on managed lands [8]							

https://unfccc.int/documents/311076.

TABLE 1.A(a) SECTORAL BACKGROUND DATA FOR ENERGY
Fuel combustion activities - sectoral approach
(Sheet 1 of 4)

Year
Submission
Country

Back to Index

GREENHOUSE GAS SOURCE AND SINK CATEGORIES	AGGREGATE ACTIVITY DATA		IMPLIED EMISSION FACTORS			EMISSIONS			AMOUNT CAPTURED [4]
	Consumption		CO_2 [1]	CH_4	N_2O	CO_2 [2,3]	CH_4	N_2O	CO_2
	(TJ)	NCV/GCV [5]	(t/TJ)	(kg/TJ)		(kt)			
1.A. Fuel combustion									
Liquid fuels									
Solid fuels									
Gaseous fuels [6]									
Other fossil fuels [7]									
Peat [8]									
Biomass [3]									
1.A.1. Energy industries									
Liquid fuels									
Solid fuels									
Gaseous fuels [6]									
Other fossil fuels [7]									
Peat [8]									
Biomass [3]									
1.A.1.a. Public electricity and heat production [9]									
Liquid fuels									
Solid fuels									
Gaseous fuels [6]									
Other fossil fuels [7]									
Peat [8]									

https://unfccc.int/documents/311076.

Flexibilidad a la las capacidades

SUMMARY TABLE ON THE USE OF FLEXIBILITY PROVISIONS

Year
Submission
Country

Back to Index

MPG flexibility provision	Year	Sector	Category	Gas	Description of the application of flexibility	Clarification of capacity constraint	Timeframe for improvement

Note: This table is used on a voluntary basis.

Progress made in addressing areas of improvement

Elementos de las MPG y orientaciones de transparencia

Paris 2015	Katowice 2018	Glasgow 2021
Enhanced transparency framework (Article 13 of the Paris Agreement)	**Modalities, procedures and guidelines (MPGs) (Annex to Decision 18/CMA.1)**	**Transparency guidance (Decision 5/CMA.3)**
	I. Introduction	Annex IV – **Outline** of the biennial transparency report
Transparency of action (Article 13.7 and 13.8)	II. National inventory report	Annex I – **Common reporting tables**
	III. Information necessary to track progress	Annex V – **Outline** of the national inventory document
	IV. Impacts and adaptation	Annex II – **Common tabular formats**
Transparency of Support (Article 13.9 and 13.10)	V. Support provided and mobilized	Annex III – **Common tabular formats**
	VI. Support needed and received	
Review and consideration (Article 13.11 and 13.12)	VII. Technical expert review	Annex VII – **Training programme** for technical experts
	VIII. Facilitative, multilateral consideration of progress	Annex VI – **Outline** of the technical expert review report

Öko-Institut e.V.

Información progreso y cumplimiento

Paris 2015	Katowice 2018	Glasgow 2021
Enhanced transparency framework (Article 13 of the Paris Agreement)	**Modalities, procedures and guidelines (MPGs) (Annex to Decision 18/CMA.1)**	**Transparency guidance (Decision 5/CMA.3)**
Transparency of action (Article 13.7 and 13.8)	III. Information necessary to track progress	Annex II – **Common tabular formats**

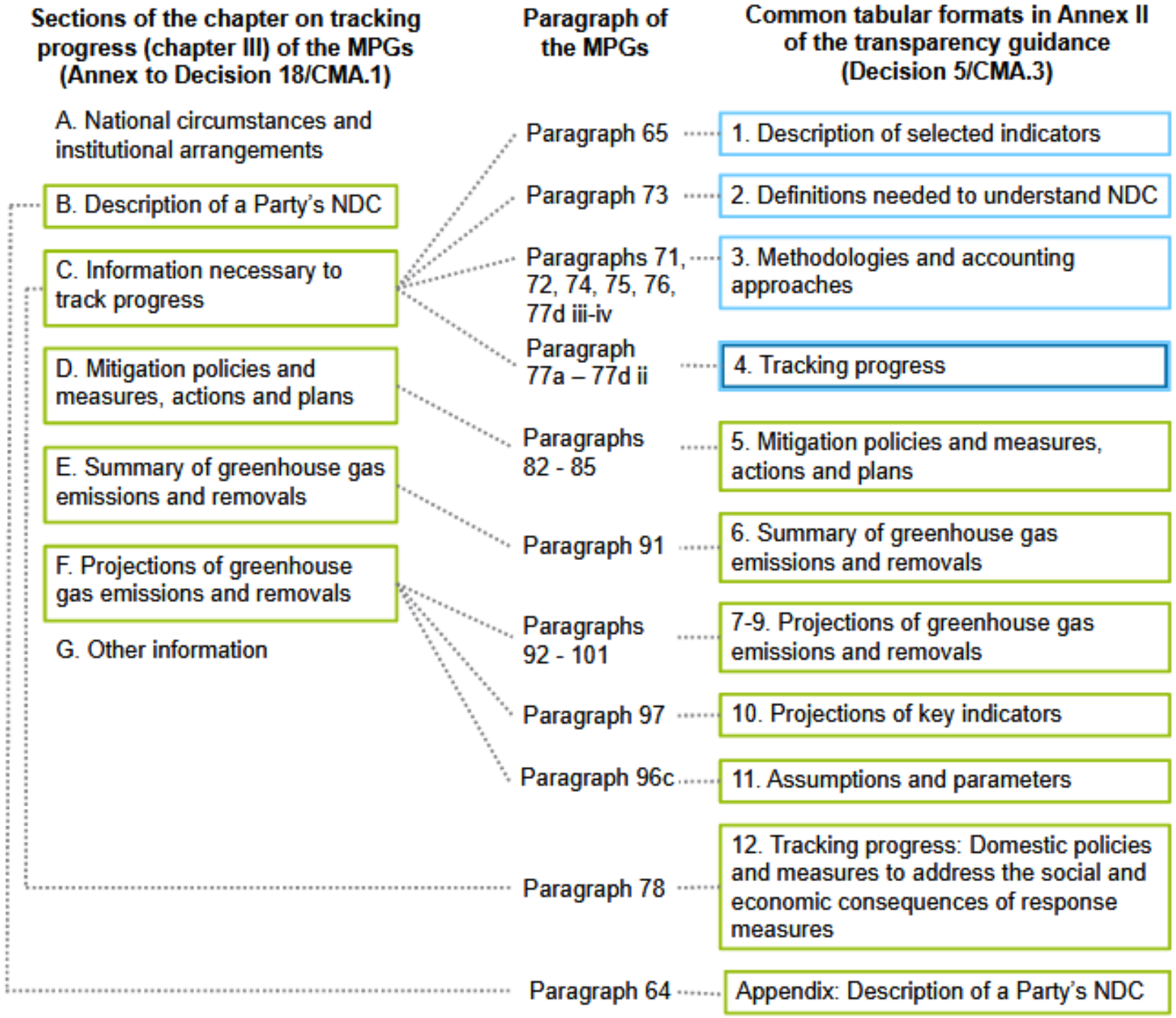
Sections of the chapter on tracking progress (chapter III) of the MPGs (Annex to Decision 18/CMA.1)
Paragraph of the MPGs
Common tabular formats in Annex II of the transparency guidance (Decision 5/CMA.3)
A. National circumstances and institutional arrangements
B. Description of a Party's NDC
C. Information necessary to track progress
D. Mitigation policies and measures, actions and plans
E. Summary of greenhouse gas emissions and removals
F. Projections of greenhouse gas emissions and removals
G. Other information
Paragraph 65
Paragraph 73
Paragraphs 71, 72, 74, 75, 76, 77d iii-iv
Paragraph 77a – 77d ii
Paragraphs 82 - 85
Paragraph 91
Paragraphs 92 - 101
Paragraph 97
Paragraph 96c
Paragraph 78
Paragraph 64
1. Description of selected indicators
2. Definitions needed to understand NDC
3. Methodologies and accounting approaches
4. Tracking progress
5. Mitigation policies and measures, actions and plans
6. Summary of greenhouse gas emissions and removals
7-9. Projections of greenhouse gas emissions and removals
10. Projections of key indicators
11. Assumptions and parameters
12. Tracking progress: Domestic policies and measures to address the social and economic consequences of response measures
Appendix: Description of a Party's NDC

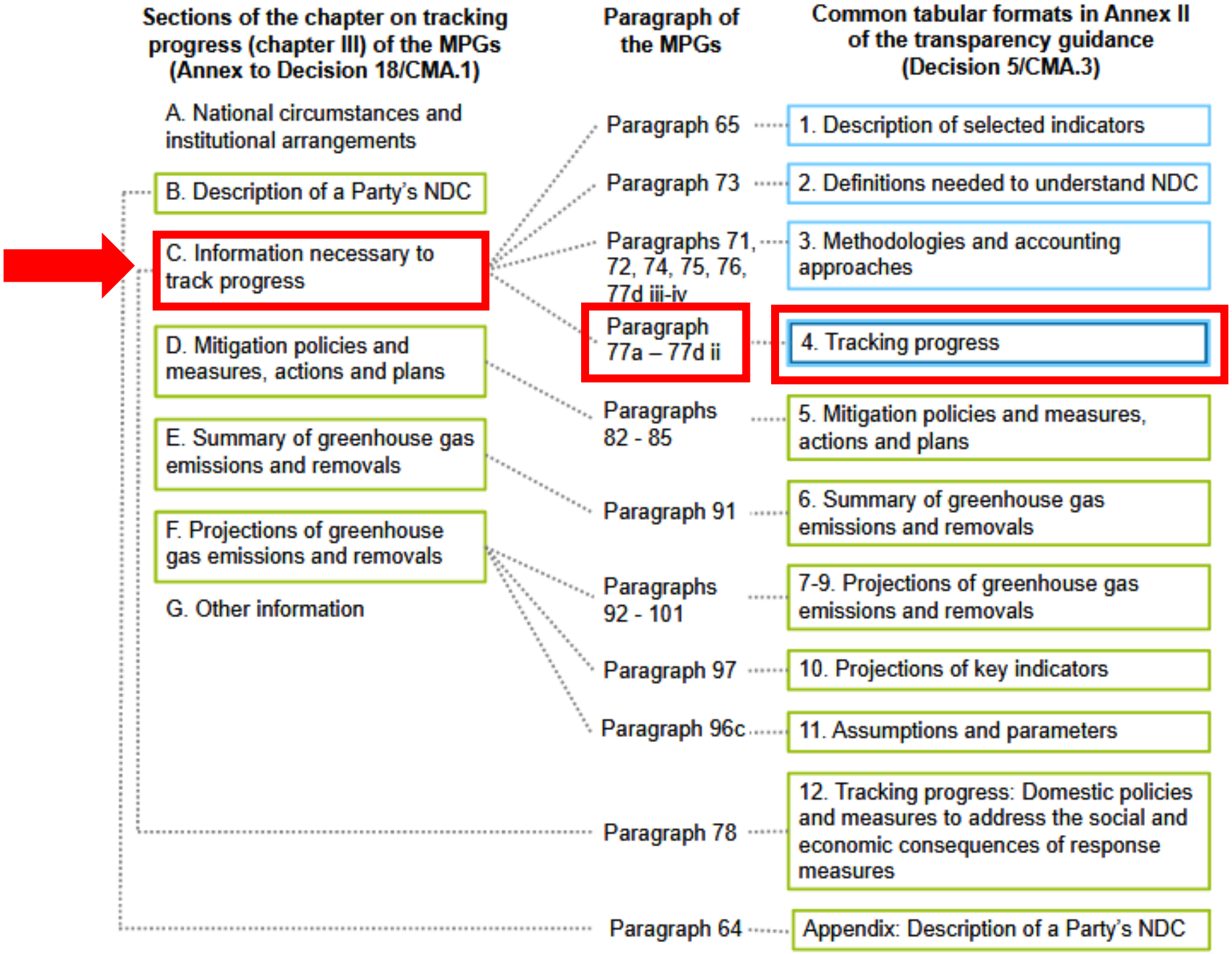
Sections of the chapter on tracking progress (chapter III) of the MPGs (Annex to Decision 18/CMA.1)
Paragraph of the MPGs
Common tabular formats in Annex II of the transparency guidance (Decision 5/CMA.3)
A. National circumstances and institutional arrangements
B. Description of a Party's NDC
C. Information necessary to track progress
D. Mitigation policies and measures, actions and plans
E. Summary of greenhouse gas emissions and removals
F. Projections of greenhouse gas emissions and removals
G. Other information
Paragraph 65
Paragraph 73
Paragraphs 71, 72, 74, 75, 76, 77d iii-iv
Paragraph 77a – 77d ii
Paragraphs 82 - 85
Paragraph 91
Paragraphs 92 - 101
Paragraph 97
Paragraph 96c
Paragraph 78
Paragraph 64
1. Description of selected indicators
2. Definitions needed to understand NDC
3. Methodologies and accounting approaches
4. Tracking progress
5. Mitigation policies and measures, actions and plans
6. Summary of greenhouse gas emissions and removals
7-9. Projections of greenhouse gas emissions and removals
10. Projections of key indicators
11. Assumptions and parameters
12. Tracking progress: Domestic policies and measures to address the social and economic consequences of response measures
Appendix: Description of a Party's NDC

El resumen estructurado

4. Structured summary: Tracking progress made in implementing and achieving the NDC under Article 4 of the Paris Agreement[a]

	Unit, as applicable	*Reference point(s), level(s), baseline(s), base year(s) or starting point(s), as appropriate (paras. 67 and 77(a)(i) of the MPGs)*	*Implementation period of the NDC covering information for previous reporting years, as applicable, and the most recent year, including the end year or end of period (paras. 68 and 77(a)(ii–iii) of the MPGs)*						*Target level[b]*	*Target year or period*	*Progress made towards the NDC, as determined by comparing the most recent information for each selected indicator, including for the end year or end of period, with the reference point(s), level(s), baseline(s), base year(s) or starting point(s) (paras. 69–70 of the MPGs)*
			Year 1	*Year 2*	...	...	...	*End year*			

Indicador

Total de emisiones de GEI

Contribución del sector USCUS

Art. 6

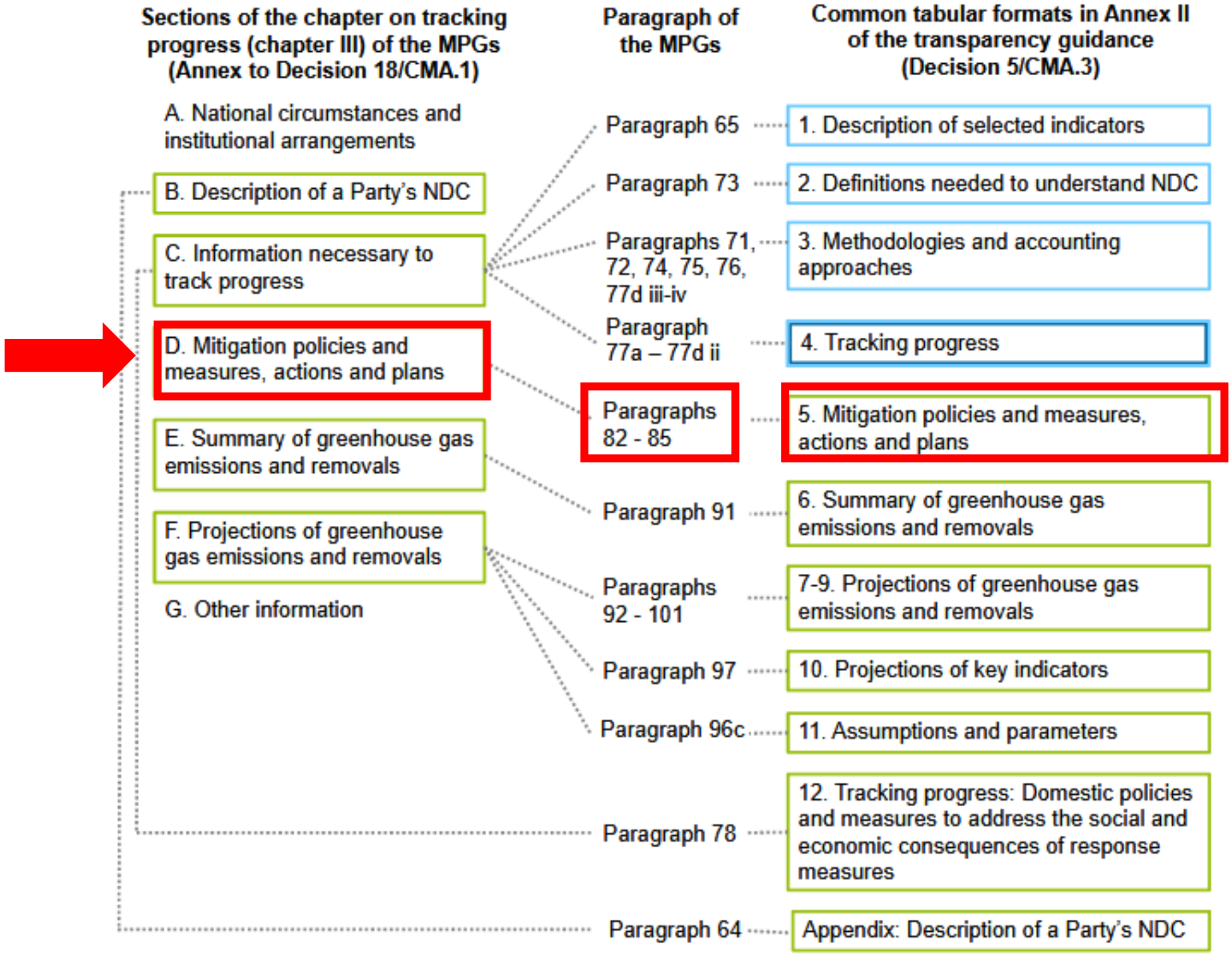
Sections of the chapter on tracking progress (chapter III) of the MPGs (Annex to Decision 18/CMA.1)
Paragraph of the MPGs
Common tabular formats in Annex II of the transparency guidance (Decision 5/CMA.3)
A. National circumstances and institutional arrangements
B. Description of a Party's NDC
C. Information necessary to track progress
D. Mitigation policies and measures, actions and plans
E. Summary of greenhouse gas emissions and removals
F. Projections of greenhouse gas emissions and removals
G. Other information
Paragraph 65
Paragraph 73
Paragraphs 71, 72, 74, 75, 76, 77d iii-iv
Paragraph 77a – 77d ii
Paragraphs 82 - 85
Paragraph 91
Paragraphs 92 - 101
Paragraph 97
Paragraph 96c
Paragraph 78
Paragraph 64
1. Description of selected indicators
2. Definitions needed to understand NDC
3. Methodologies and accounting approaches
4. Tracking progress
5. Mitigation policies and measures, actions and plans
6. Summary of greenhouse gas emissions and removals
7-9. Projections of greenhouse gas emissions and removals
10. Projections of key indicators
11. Assumptions and parameters
12. Tracking progress: Domestic policies and measures to address the social and economic consequences of response measures
Appendix: Description of a Party's NDC

- Enfocar en aquellas PaM con mayor efecto sobre las emisiones y absorciones de GEI
- Reporte en forma descriptiva y tabular

5. Mitigation policies and measures, actions and plans, including those with mitigation co-benefits resulting from adaptation actions and economic diversification plans, related to implementing and achieving a nationally determined contribution under Article 4 of the Paris Agreement[a, b]

Name[c]	*Description[d, e, f]*	*Objectives*	*Type of instrument[g]*	*Status[h]*	*Sector(s) affected[i]*	*Gases affected*	*Start year of implementation*	*Implementing entity or entities*	*Estimates of GHG emission reductions (kt CO_2 eq)[j, k]*	
									Achieved	*Expected*
Fomento de energía renovable	Incrementar la producción de energía solar									

- Enfocar en aquellas PaM con mayor efecto sobre las emisiones y absorciones de GEI
- Reporte en forma descriptiva y tabular

5. Mitigation policies and measures, actions and plans, including those with mitigation co-benefits resulting from adaptation actions and economic diversification plans, related to implementing and achieving a nationally determined contribution under Article 4 of the Paris Agreement[a, b]

Name[c]	*Description[d, e, f]*	*Objectives*	*Type of instrument[g]*	*Status[h]*	*Sector(s) affected[i]*	*Gases affected*	*Start year of implementation*	*Implementing entity or entities*	*Estimates of GHG emission reductions (kt CO_2 eq)[j, k]*	
									Achieved	*Expected*
Fomento de energía renovable	Incrementar la producción de energía solar		Normativo Económico Etc.							

- Enfocar en aquellas PaM con mayor efecto sobre las emisiones y absorciones de GEI
- Reporte en forma descriptiva y tabular

5. Mitigation policies and measures, actions and plans, including those with mitigation co-benefits resulting from adaptation actions and economic diversification plans, related to implementing and achieving a nationally determined contribution under Article 4 of the Paris Agreement[a, b]

Name[c]	*Description[d, e, f]*	*Objectives*	*Type of instrument[g]*	*Status[h]*	*Sector(s) affected[i]*	*Gases affected*	*Start year of implementation*	*Implementing entity or entities*	*Estimates of GHG emission reductions (kt CO_2 eq)[j, k]*	
									Achieved	*Expected*
				prevista aprobada aplicada concluida						

- Enfocar en aquellas PaM con mayor efecto sobre las emisiones y absorciones de GEI
- Reporte en forma descriptiva y tabular

5. Mitigation policies and measures, actions and plans, including those with mitigation co-benefits resulting from adaptation actions and economic diversification plans, related to implementing and achieving a nationally determined contribution under Article 4 of the Paris Agreement[a, b]

Name[c]	*Description[d, e, f]*	*Objectives*	*Type of instrument[g]*	*Status[h]*	*Sector(s) affected[i]*	*Gases affected*	*Start year of implementation*	*Implementing entity or entities*	*Estimates of GHG emission reductions (kt CO_2 eq)[j, k]*	
									Achieved	*Expected*
					energía	CO2				
					transporte	CH4				
					procesos industriales	N2O				
					agricultura	HFCs				
					USCUS	PFCs				
					desechos	SF6				
					etc.	NF3				

5. Mitigation policies and measures, actions and plans, including those with mitigation co-benefits resulting from adaptation actions and economic diversification plans, related to implementing and achieving a nationally determined contribution under Article 4 of the Paris Agreement[a, b]

Name[c]	*Description[d, e, f]*	*Objectives*	*Type of instrument[g]*	*Status[h]*	*Sector(s) affected[i]*	*Gases affected*	*Start year of implementation*	*Implementing entity or entities*	*Estimates of GHG emission reductions (kt CO_2 eq)[j, k]*	
									Achieved	*Expected*

- Costos
- Beneficios secundarios
- Información sobre interacción entre PaM
- NDC con co-beneficios de mitigación → políticas que contribuyen a los co-beneficios de mitigación
- Metodologías y supuestos para estimar reducciones y absorciones (→ Anexo al BTR)
- Impacto sobre tendencias a largo plazo
- Consecuencias económicas y sociales

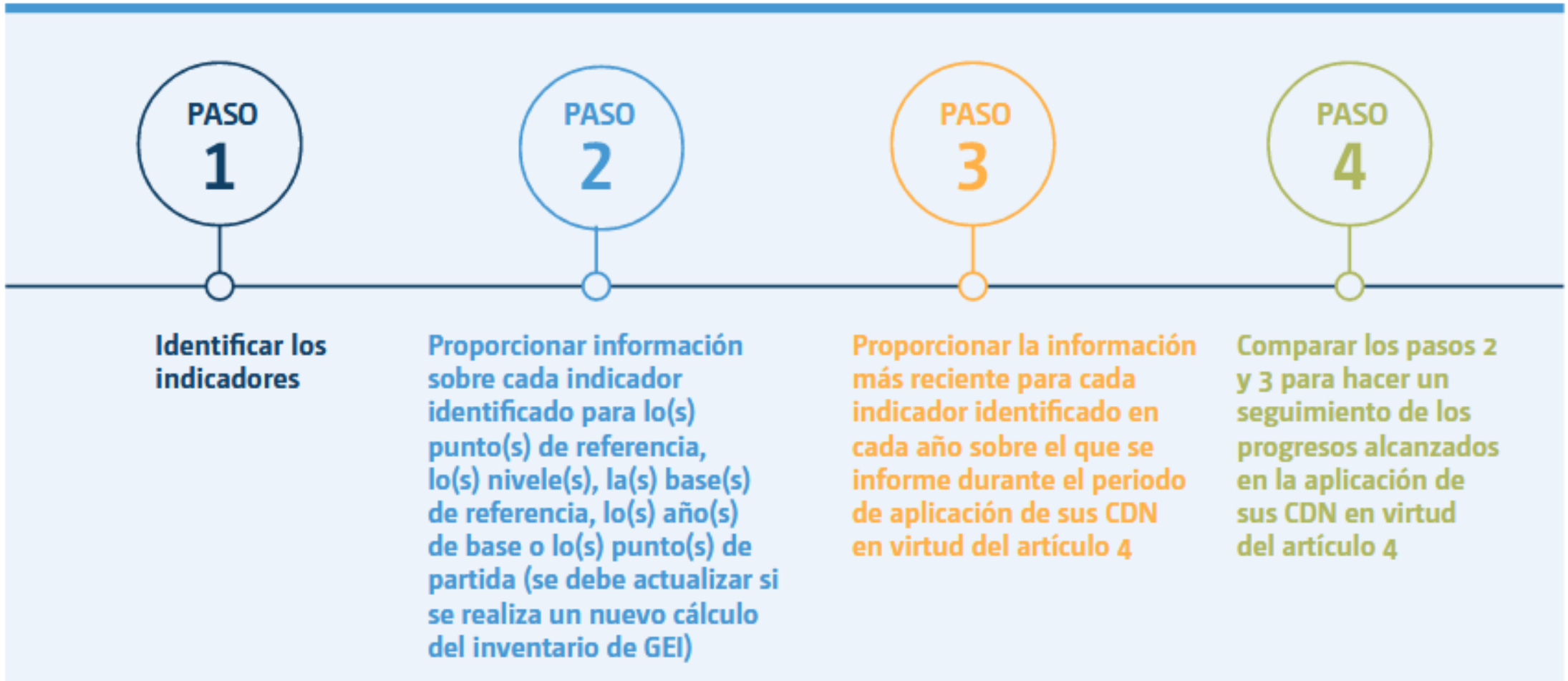

Fuente: UNFCCC

A-BTR / Decisión 18/CMA.1 – Capítulo IV

Section	Information to be provided
A	Circunstancias nacionales, Arreglos institucionales y Marco legal
B	Impactos, riesgos y vulnerabilidades
C	Prioridades y barreras para la adaptación
D	Estrategias de adaptación. Políticas, planes, objetivos y acciones para integrar la adaptación en políticas y estrategias nacionales
E	Progresos en la implementación de la adaptación
F	Monitoreo y evaluación de acciones y procesos de adaptación
G	Información vinculada a la prevención, minimización y reparación de pérdidas y daños vinculados a impactos climáticos
H	Cooperación, buenas practices, experiencia y lecciones aprendidas
I	Otra información relacionada con impactos climáticos y adaptación

D. Estrategias, políticas, planes y objetivos relacionados con la adaptación, y medidas para integrar la adaptación en las políticas y estrategias nacionales

109. Cada Parte debería proporcionar, según proceda, información sobre:

a) La aplicación de medidas de adaptación acordes con el objetivo mundial relativo a la adaptación establecido en el artículo 7, párrafo 1, del Acuerdo de París;

b) En relación con la adaptación, los objetivos, las medidas, las metas, las iniciativas, los esfuerzos, los planes (por ejemplo, planes nacionales de adaptación y planes subnacionales), las estrategias, las políticas, las prioridades (por ejemplo, sectores prioritarios, regiones prioritarias o planes integrados para la ordenación de las zonas costeras, el agua y la agricultura), los programas y los esfuerzos para aumentar la resiliencia;

c) Cómo se integran en la labor de adaptación la mejor información científica disponible, la perspectiva de género y los conocimientos indígenas, tradicionales y locales;

d) Las prioridades de desarrollo relacionadas con los efectos del cambio climático y la adaptación a este;

e) Toda medida de adaptación y/o plan de diversificación económica que haya dado lugar a beneficios secundarios de mitigación;

f) Los esfuerzos realizados para integrar el cambio climático en las iniciativas, planes, políticas y programas de desarrollo, incluidas las actividades de fomento de la capacidad conexas;

g) Las soluciones basadas en la naturaleza para la adaptación al cambio climático;

h) La implicación de los interesados, incluidos los planes, prioridades, acciones y programas de los ámbitos subnacional y comunitario y del sector privado.

Única referencia explícita a co-beneficios en el capítulo de Adaptación

Recomendación: Extractar y sintetizar lo ya trabajado para los capítulos anteriores

Tipos de información

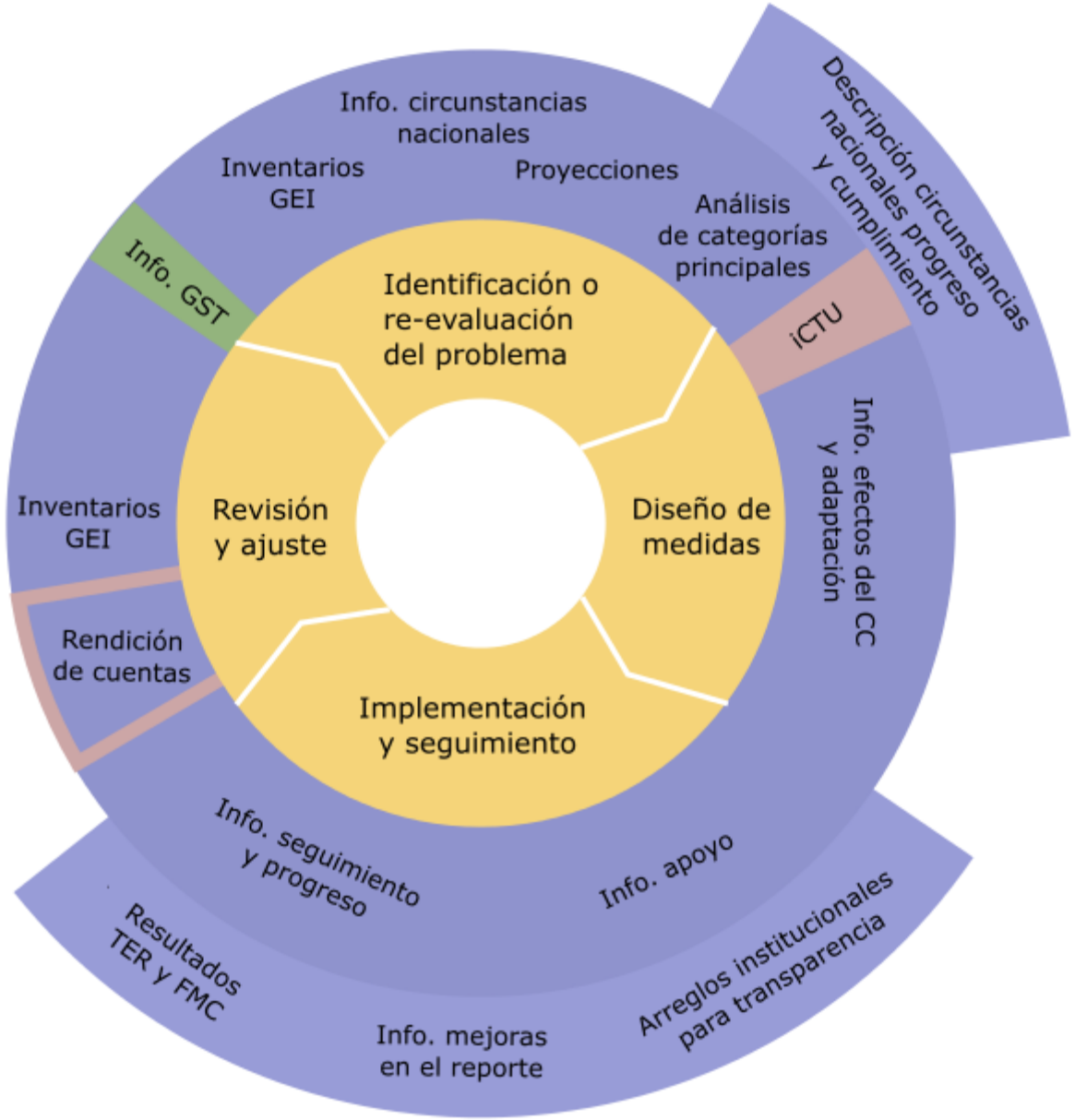

Beneficios nacionales de los sistemas de MRV/ transparencia

El MTR va más allá de la preparación de informes para cumplir con los requisitos internacionales:

Informar políticas, planes, estrategias y programas

Aceptación política

Mejor acceso al apoyo

Creación de capacidades

Mayor conciencia