



Partnership on Transparency  
in the Paris Agreement



Ministry of Environment  
Greenhouse Gas Inventory  
and Research Center

# ETF Reporting Tool

*Financial, Technology Transfer and  
Capacity-Building Support*

Pedro Torres (UNFCCC)

*24-26 September 2024*

Supported by:



Federal Ministry  
for Economic Affairs  
and Climate Action

Federal Foreign Office

on the basis of a decision  
by the German Bundestag



INTERNATIONAL  
CLIMATE  
INITIATIVE



**United Nations**  
Framework Convention on  
Climate Change



AUSTRALIA

# Outline

- **Common tabular format (CTF) for reporting on support**
- **Working with the ETF reporting tool**
  - **Live demo**
  - **Hands-on exercise**
- **Using bulk import tool – Live demo**



# Using common tabular format to report on FTC

Financial, technology development and transfer and capacity-building support provided and mobilized

- Developed country Parties **shall** provide information
- Other Parties **should** provide information

(Chapter V, MPGs)

Financial, technology development and transfer and capacity-building support needed and received


- Developing country Parties **should** provide information

(Chapter VI, MPGs)





# Navigation tree

 **Navigation tree**

- Profile
- 1. Support provided and mobilized
  - 1.1. Financial (bilateral, regional and other channels) (Table III.1)
  - 1.2. Financial (multilateral channels) (Table III.2)
  - 1.3. Financial mobilized (public interventions) (Table III.3)
  - 1.4. Technology (Table III.4)
  - 1.5. Capacity-building (Table III.5)
- 2. Support needed
  - 2.1. Financial (Table III.6)
  - 2.2. Technology (Table III.8)
  - 2.3. Capacity-building (Table III.10)
  - 2.4. Article 13 and transparency-related (Table III.12)
- 3. Support received
  - 3.1. Financial (Table III.7)
  - 3.2. Technology (Table III.9)
  - 3.3. Capacity-building (Table III.11)
  - 3.4. Article 13 and transparency-related (Table III.13)

Developed country Parties **shall** provide information  
Other Parties **should** provide information

Developing country Parties **should** provide information

Developing country Parties **should** provide information



# CTF tables for support needed

Decision 5/CMA.3

Table III.6

Information on **financial support needed** by developing country Parties under Article 9 of the Paris Agreement<sup>a, b</sup>

Exchange rate used: \_\_\_\_\_

Sector <sup>c</sup>	Subsector <sup>c</sup>	Title of activity, programme, project or other <sup>c, d</sup>	Programme/project description <sup>c</sup>	Estimated amount (climate-specific) <sup>c</sup>		Expected time frame <sup>c</sup>	Expected financial instrument <sup>c</sup>	Type of support <sup>c</sup>	Contribution to technology development and transfer objectives <sup>c</sup>	Contribution to capacity-building objectives <sup>c</sup>	Whether the activity is anchored in a national strategy and/or an NDC <sup>c</sup>	Expected use, impact and estimated results <sup>c</sup>	Additional information <sup>f</sup>
				Domestic currency	USD								
Energy							Grant	Adaptation	Insert 1 for Yes, 0 for No	Insert 1 for Yes, 0 for No	Insert 1 for Yes, 0 for No		
Transport							Concessional loan	Mitigation	Yes, 0 for No	Yes, 0 for No	Yes, 0 for No		
Industry							Non-concessional loan	Cross-cutting <sup>e</sup>					
Agriculture													
Forestry													
Water and sanitation													
Cross-cutting													
Other (specify) <sup>d</sup>													

Notation keys: NA = not applicable; UA = information not available at the time of reporting; NR = not reported (to indicate the voluntary character of the information)

<sup>a</sup> Developing country Parties should provide, in a common tabular format, information on financial support needed, to the extent possible, as available and as applicable.

<sup>b</sup> Parties include information on support needed from the reporting year of the BTR.

<sup>c</sup> Parties provide the underlying assumptions, definitions and methodologies, as applicable, used to identify and/or report this reporting parameter in the respective section of the BTR.

<sup>d</sup> If "other", Parties should specify this information.

<sup>e</sup> This refers to funding for activities that have both mitigation and adaptation components.

<sup>f</sup> Report, to the extent possible, information on the project/programme and implementing agency and provide a link to any relevant documentation and as appropriate, support to activities related to averting, minimizing and addressing loss and damage associated with the adverse effects of climate change.

...

Custom footnotes

The underlying assumptions, definitions and methodologies of the information in this CTF is available at link/page number of the BTR.



# CTF tables for support needed

Decision 5/CMA.3

Table III.8  
Information on **technology development and transfer support needed** by developing country Parties under Article 10 of the Paris Agreement<sup>a, b</sup>

<i>Sector<sup>c</sup></i>	<i>Subsector<sup>c</sup></i>	<i>Title of activity, programme, project or other<sup>c, d</sup></i>	<i>Programme/project description<sup>c</sup></i>	<i>Type of support<sup>c</sup></i>	<i>Type of technology<sup>c</sup></i>	<i>Expected time frame<sup>c</sup></i>	<i>Expected use, impact and estimated results<sup>c</sup></i>	<i>Additional information<sup>f</sup></i>
Energy				Mitigation				
Transport				Adaptation				
Industry				Cross-cutting <sup>e</sup>				
Agriculture								
Forestry								
Water and sanitation								
Cross-cutting								
Other (specify) <sup>d</sup>								

*Notation keys:* NA = not applicable; UA = information not available at the time of reporting. NR = not reported (to indicate the voluntary character of the information)

<sup>a</sup> Developing country Parties should provide, in a common tabular format, information on technology development and transfer support needed, to the extent possible, as available and as applicable.

<sup>b</sup> Parties include information on support needed from the reporting year of the BTR.

<sup>c</sup> Parties provide the underlying assumptions, definitions and methodologies, as applicable, used to identify and/or report this reporting parameter in the respective section of the BTR.

<sup>d</sup> If "other", Parties should specify this information.

<sup>e</sup> This refers to activities that have both mitigation and adaptation components.

<sup>f</sup> Report, to the extent possible, information on the project/programme and implementing agency and provide a link to any relevant documentation and as appropriate, support to activities related to averting, minimizing and addressing loss and damage associated with the adverse effects of climate change.

...

*Custom Footnotes*

The underlying assumptions, definitions and methodologies of the information in this CTF is available at link/page number of the BTR.





# CTF tables for support needed

Decision 5/CMA.3

Table III.10  
Information on **capacity-building support needed** by developing country Parties under Article 11 of the Paris Agreement<sup>a, b</sup>

<i>Sector<sup>c, d</sup></i>	<i>Subsector<sup>c</sup></i>	<i>Title of activity, programme, project or other<sup>c, d</sup></i>	<i>Programme/project description<sup>c</sup></i>	<i>Type of support<sup>c</sup></i>	<i>Expected time frame<sup>b</sup></i>	<i>Expected use, impact and estimated results<sup>b</sup></i>	<i>Additional information<sup>f</sup></i>
Energy				Mitigation			
Transport				Adaptation			
Industry				Cross-cutting <sup>e</sup>			
Agriculture							
Forestry							
Water and sanitation							
Cross-cutting							
Other (specify) <sup>d</sup>							

*Notation keys:* NA = not applicable; UA = information not available at the time of reporting; NR = not reported (to indicate the voluntary character of the information)

<sup>a</sup> Developing country Parties should provide, in common tabular format, information on capacity-building support needed, to the extent possible, as available and as applicable.

<sup>b</sup> Parties include information on support needed from the reporting year of the BTR.

<sup>c</sup> Parties provide the underlying assumptions, definitions and methodologies, as applicable, used to identify and/or report this reporting parameter in the respective section of the BTR

<sup>d</sup> If “other”, Parties should specify this information.

<sup>e</sup> This refers to activities that have both mitigation and adaptation components.

<sup>f</sup> Report, to the extent possible, information on the project/programme and implementing agency and provide a link to any relevant documentation and as appropriate, support to activities related to averting, minimizing and addressing loss and damage associated with the adverse effects of climate change.

...

*Custom Footnotes*

The underlying assumptions, definitions and methodologies of the information in this CTF is available at link/page number of the BTR.



# CTF tables for support needed

Decision 5/CMA.3

Table III.12  
**Information on support needed by developing country Parties for the implementation of Article 13 of the Paris Agreement and transparency-related activities, including for transparency-related capacity-building<sup>a, b</sup>**

Exchange rate used: \_\_\_\_\_

Title of activity, programme, project or other <sup>c, d</sup>	Objectives and description <sup>c</sup>	Expected time frame <sup>c</sup>	Recipient entity <sup>c</sup>	Channel <sup>c</sup>	Amount <sup>c</sup>		Status of activity <sup>c</sup>	Expected use, impact and estimated results <sup>c</sup>	Additional information
					Domestic currency	USD			
				Multilateral			Planned		
				Bilateral			Ongoing		
				Regional			Completed		
				Other (specify) <sup>d</sup>					

*Notation keys:* NA = not applicable; UA = information not available at the time of reporting. NR = not reported (to indicate the voluntary character of the information)

<sup>a</sup> Developing country Parties should provide, in common tabular format, summary information on support needed for implementing Article 13 and transparency-related activities, including for transparency-related capacity-building, to the extent possible and as applicable.

<sup>b</sup> Parties include information on support needed from the reporting year of the BTR.

<sup>c</sup> Parties provide the underlying assumptions, definitions and methodologies, as applicable, used to identify and/or report this reporting parameter in the respective section of the BTR.

<sup>d</sup> If “other”, Parties should specify this information.

...

**Custom Footnotes**

The underlying assumptions, definitions and methodologies of the information in this CTF is available at link/page number of the BTR.





# Link between financial information needed and TT/CB needed

Table III.6  
Information on financial support needed by developing country Parties under Article 9 of the Paris Agreement<sup>a, b</sup>  
Exchange rate used: \_\_\_\_\_

Sector <sup>c</sup>	Subsector <sup>c</sup>	Title of activity, programme, project or other <sup>c, d</sup>	Programme/project description <sup>c</sup>	Estimated amount (climate-specific) <sup>c</sup>		Expected time frame <sup>c</sup>	Expected financial instrument <sup>c</sup>	Type of support <sup>c</sup>	Contribution to technology development and transfer objectives <sup>c</sup>	Contribution to capacity-building objectives <sup>c</sup>	Whether the activity is anchored in a national strategy and/or an NDC <sup>c</sup>	Expected use, impact and estimated results <sup>c</sup>	Additional information <sup>f</sup>
				Domestic currency	USD								
Energy							Grant	Adaptation	Insert 1 for Yes, 0 for No	Insert 1 for Yes, 0 for No	Insert 1 for Yes, 0 for No		
Transport							Concessional loan	Mitigation	Insert 1 for Yes, 0 for No	Insert 1 for Yes, 0 for No	Insert 1 for Yes, 0 for No		
Industry							Non-concessional loan	Cross-cutting <sup>e</sup>	Insert 1 for Yes, 0 for No	Insert 1 for Yes, 0 for No	Insert 1 for Yes, 0 for No		
Agriculture													
Forestry													

Table III.8  
Information on technology development and transfer support needed by developing country Parties under Article 10 of the Paris Agreement<sup>a, b</sup>

Sector <sup>c</sup>	Subsector <sup>c</sup>	Title of activity, programme, project or other <sup>c, d</sup>	Programme/project description <sup>c</sup>	Type of support <sup>c</sup>	Type of technology <sup>c</sup>	Expected time frame <sup>c</sup>	Expected use, impact and estimated results <sup>c</sup>	Additional information <sup>f</sup>
Energy				Mitigation				
Transport				Adaptation				
Industry				Cross-cutting <sup>e</sup>				
Agriculture								
Forestry								

Table III.10  
Information on capacity-building support needed by developing country Parties under Article 11 of the Paris Agreement<sup>a, b</sup>

Sector <sup>c, d</sup>	Subsector <sup>c</sup>	Title of activity, programme, project or other <sup>c, d</sup>	Programme/project description <sup>c</sup>	Type of support <sup>c</sup>	Expected time frame <sup>b</sup>	Expected use, impact and estimated results <sup>b</sup>	Additional information <sup>f</sup>
Energy				Mitigation			
Transport				Adaptation			
Industry				Cross-cutting <sup>e</sup>			
Agriculture							
Forestry							
Water and							



# Link between financial information needed and contribution to technology development and transfer

For a given project/activity, when there is a link between financial information and technology development and transfer, the information required for table III.8 can be introduced directly from table III.6

The information will be transferred automatically to table III.8 when generating the reporting tables for submission

The screenshot displays the 'ETF SUPPORT' web application. The top navigation bar includes 'CTF versions', 'Data entry', 'Reporting tables', 'QA/QC', and 'Json validator'. The main content area is divided into a 'Navigation tree' on the left and a 'Data entry' form on the right. The navigation tree shows a hierarchy of categories, with '2.1. Financial (Table III.6) > Photovoltaic energy production' selected. The data entry form for '2.1. Financial (Table III.6) > Photovoltaic energy production' includes fields for 'Programme/project description', 'Sector', 'Subsector', 'Amount', 'Expected time frame', 'Expected financial instrument', 'Type of support', 'Anchored in a national strategy and/or on NDC', 'Expected use, impacts and estimated results', and 'Additional information'. A red circle highlights the 'Contribution to technology development and transfer objectives' field, which is currently set to 'Yes'. The application footer shows version information and synchronization details.



# Link between financial information needed and contribution to capacity-building

For a given project/activity, when there is a link between financial information and capacity-building, the information required for table III.10 can be introduced directly from table III.6

The information will be transferred automatically to table III.10 when generating the reporting tables for submission

The screenshot shows the 'ETF SUPPORT' web application. The navigation tree on the left includes sections for 'Support provided and mobilized' (with sub-items 1.1-1.4) and 'Support received' (with sub-items 3.1-3.4). The '2.1. Financial (Table III.6) > Photovoltaic energy production' section is selected. The main content area displays a form with the following fields:

Programme/project description <sup>c</sup>	Electricity production from photovoltaic renewable energy
Sector <sup>c</sup>	Energy <input type="button" value="v"/>
Subsector <sup>c</sup>	Photovoltaic <input type="button" value="v"/>
Amount <sup>c</sup>	
Expected time frame <sup>c</sup>	
Expected financial instrument <sup>c</sup>	Grant <input type="button" value="v"/>
Type of support <sup>c</sup>	Mitigation <input type="button" value="v"/>
Anchored in a national strategy and/or on NDC <sup>c</sup>	Yes <input type="button" value="v"/>
Expected use, impacts and estimated results <sup>c</sup>	1.4 million kWh produced by 2030
Additional information <sup>f</sup>	Chapter 2, section 1, p.70 of the BTR1
Contribution to technology development and transfer objectives <sup>c</sup>	Yes <input type="button" value="v"/>
Contribution to capacity building objectives <sup>c</sup>	No <input type="button" value="v"/>
Programme/project description	NA
Sector	NA <input type="button" value="v"/>
Subsector	NA <input type="button" value="v"/>
Type of support	NA <input type="button" value="v"/>
Expected time frame	
Expected use, impacts and estimated results	NA

At the bottom of the page, there are links for 'Comments and Custom Footnotes' and 'Default Footnotes'. The footer contains application and metadata information.



## Contribution to TT/CB

Same approach is used for

- Support provided and mobilized
- Support received



# Working with the ETF reporting tool

## Scope

- Create a version (live demo)
- Exercise on working collaboratively to fill section on support needed
- Export the reporting tables (live demo)
- Working with bulk import tool (live demo)
- Complete exercises at your own pace

## Support Reporting Tool

<https://unfccc.int/ETF-Support-RT-HandsOnTraining>



*Please scan the QR code to download this presentation*



# ETF Support reporting tool Creating a new version - Live demo



**United Nations**  
Climate Change



# Creating a new version

The screenshot shows a web interface for 'ETF | TOOLS'. At the top, there is a dark blue header with the 'ETF | TOOLS' logo and a user profile icon. The main content area is white and contains the text 'Please select one of the ETF reporting tools'. Below this text are three rounded rectangular cards, each representing a reporting tool. The first card is 'ETF | GHG INVENTORY Reporting tool' with an icon of a globe and a leaf. The second card is 'ETF | PROGRESS Reporting tool' with an icon of a hand holding a plant. The third card is 'ETF | SUPPORT Reporting tool' with an icon of a stack of coins and a plant. This third card is highlighted with a red border. Each card has a blue button at the bottom with the text 'Enter >'.





# Creating a new version

ETF | SUPPORT | CTF versions | Data entry | Reporting tables | QA/QC | Json validator

Users accessing: CF PT | Online

Please select an option to start working on a CTF version

- Create blank version**  
Please select this option to create a new blank version and start working on it. [Start](#)
- Select an existing version**  
Please select this option if you would like to make a copy of an existing version with a different submission year. (Under development) [Start](#)
- Upload a file**  
Please select this option if you would like to create a new version by uploading a JSON file. [Start](#)

Application version: 91aacaeed9914c6e99e7e03dd6f1c5c | Metadata version: 1.28.1 | Last synchronized: 2024-09-13 09:24 (UTC+2)



# ETF Support reporting tool

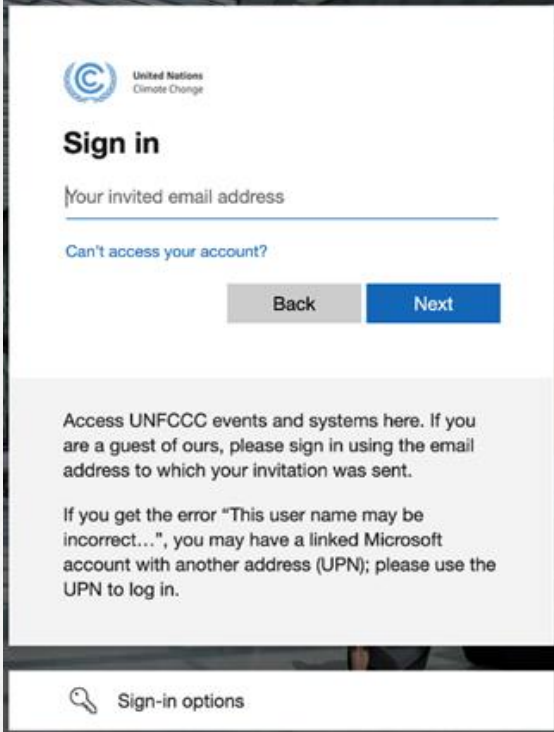
## Filling section 2. *Support needed* – Hands on exercise





# Log-in to the ETF reporting tool

- **Step 1:** Use any internet browser on your personal computer:  
<https://etf-support-training.unfccc.int/>
- **Step 2:** Follow the given instructions you see on screen when trying to log-in to the tool



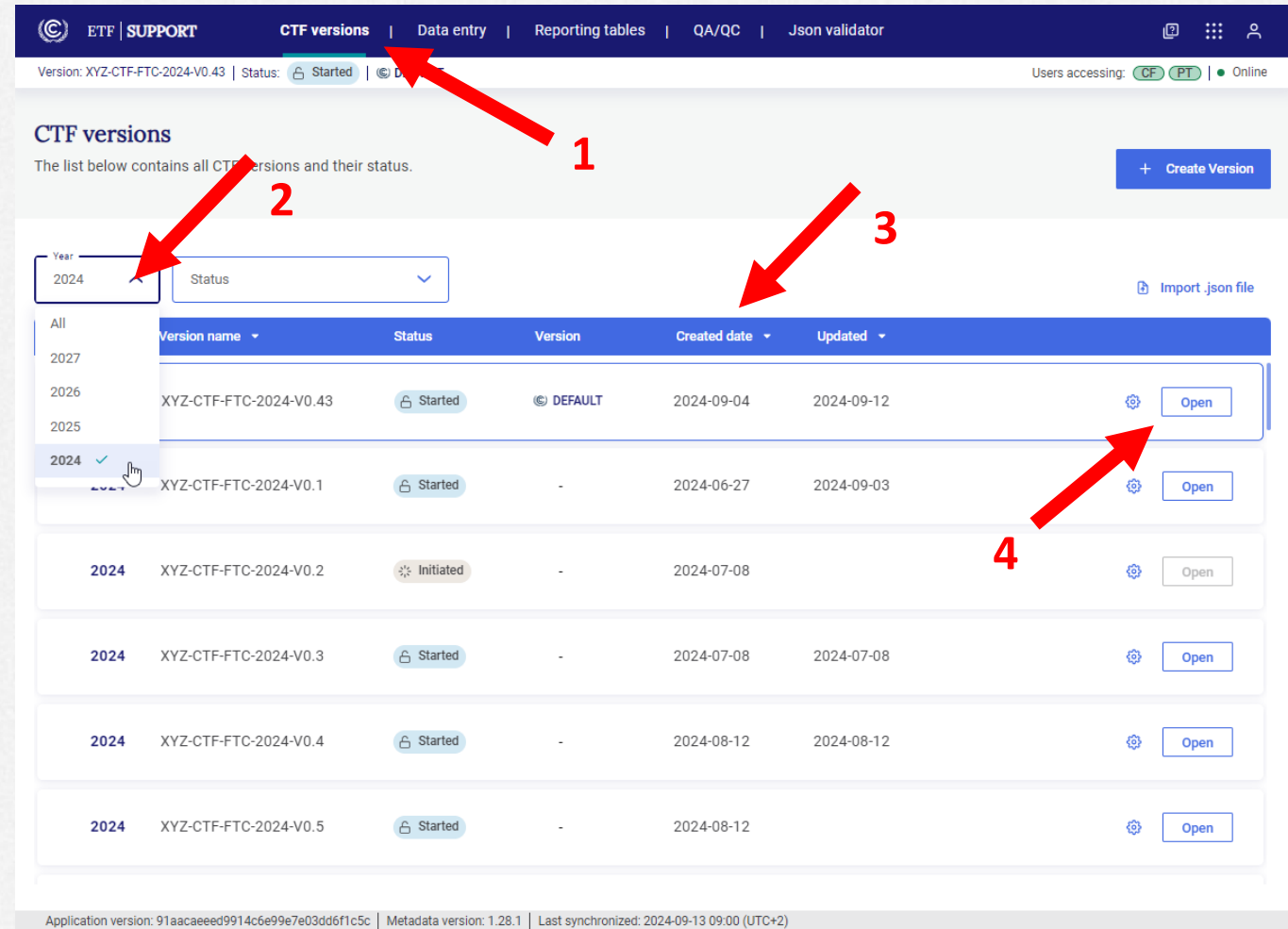
The screenshot shows the sign-in interface for the UNFCCC reporting tool. At the top left is the United Nations Climate Change logo. Below it, the text "Sign in" is displayed. A text input field is labeled "Your invited email address". Below the input field is a link that says "Can't access your account?". At the bottom of the input area are two buttons: "Back" (grey) and "Next" (blue). Below this is a grey box containing instructions: "Access UNFCCC events and systems here. If you are a guest of ours, please sign in using the email address to which your invitation was sent." and "If you get the error 'This user name may be incorrect...', you may have a linked Microsoft account with another address (UPN); please use the UPN to log in." At the very bottom of the page is a link with a magnifying glass icon labeled "Sign-in options".





# Open version to work collaboratively

- **Step 1:** Go to CTF versions
- **Step 2:** Select year 2024
- **Step 3:** Sort by created date (latest date on top) to find the version created at the workshop
- **Step 4:** Open the version



The screenshot shows the 'CTF versions' page in a web application. The top navigation bar includes 'ETF | SUPPORT', 'CTF versions', 'Data entry', 'Reporting tables', 'QA/QC', and 'Json validator'. The current version is 'XYZ-CTF-FTC-2024-V0.43' with a status of 'Started'. The page title is 'CTF versions' and it states 'The list below contains all CTF versions and their status.' There is a '+ Create Version' button and an 'Import json file' link. A table lists the versions, sorted by 'Created date' in descending order. The table has columns for 'Year', 'Version name', 'Status', 'Version', 'Created date', and 'Updated'. The first row is for 2024, version 'XYZ-CTF-FTC-2024-V0.43', status 'Started', version '© DEFAULT', created '2024-09-04', and updated '2024-09-12'. The second row is for 2024, version 'XYZ-CTF-FTC-2024-V0.1', status 'Started', version '-', created '2024-06-27', and updated '2024-09-03'. The third row is for 2024, version 'XYZ-CTF-FTC-2024-V0.2', status 'Initiated', version '-', created '2024-07-08', and updated '-'. The fourth row is for 2024, version 'XYZ-CTF-FTC-2024-V0.3', status 'Started', version '-', created '2024-07-08', and updated '2024-07-08'. The fifth row is for 2024, version 'XYZ-CTF-FTC-2024-V0.4', status 'Started', version '-', created '2024-08-12', and updated '2024-08-12'. The sixth row is for 2024, version 'XYZ-CTF-FTC-2024-V0.5', status 'Started', version '-', created '2024-08-12', and updated '-'. Each row has a gear icon and an 'Open' button. Red arrows point to the 'CTF versions' link (1), the '2024' selection in the 'Year' dropdown (2), the 'Open' button for the first row (3), and the 'Open' button for the second row (4). The footer shows 'Application version: 91aacaeeed9914c6e99e7e03dd6f1c5c | Metadata version: 1.28.1 | Last synchronized: 2024-09-13 09:00 (UTC+2)'. The footer also includes the United Nations Climate Change logo and the hashtag #Together4Transparency.

Year	Version name	Status	Version	Created date	Updated	Open
2024	XYZ-CTF-FTC-2024-V0.43	Started	© DEFAULT	2024-09-04	2024-09-12	Open
2024	XYZ-CTF-FTC-2024-V0.1	Started	-	2024-06-27	2024-09-03	Open
2024	XYZ-CTF-FTC-2024-V0.2	Initiated	-	2024-07-08	-	Open
2024	XYZ-CTF-FTC-2024-V0.3	Started	-	2024-07-08	2024-07-08	Open
2024	XYZ-CTF-FTC-2024-V0.4	Started	-	2024-08-12	2024-08-12	Open
2024	XYZ-CTF-FTC-2024-V0.5	Started	-	2024-08-12	-	Open



# Navigate the tree and add a project under support needed

- **Step 1:** Find section **2. Support needed** and expand the tree branch
- **Step 2:** Click the **plus sign** for adding a project under
  - 2.1 Financial (table III.6)
  - 2.2 Technology (table III.8)
  - 2.3 Capacity-building (table III.10)
- **Step 3:** Fill the data entry grid for the newly added project

2.1. Financial (Table III.6) > New project <sup>c, d</sup>

Expand all Export

Programme/project description <sup>c</sup>	
Sector <sup>c</sup>	▼
Subsector <sup>c</sup>	▼
Amount <sup>c</sup>	
L Estimated amount (climate-specific)	
AED (United Arab Emirates Dirham)	
L USD	

ETF | SUPPORT CTF versions | Data entry |

Version: XYZ-CTF-FTC-2024-V0.43 | Status: Started | © DEFAULT

Navigation tree Options

- Profile
- 1. Support provided and mobilized
  - 1.1. Financial (bilateral, regional and other channels) (Table III.1) +
  - 1.2. Financial (multilateral channels) (Table III.2) +
  - 1.3. Financial mobilized (public interventions) (Table III.3) +
  - 1.4. Technology (Table III.4) +
  - 1.5. Capacity-building (Table III.5) +
- 2. Support needed
  - 2.1. Financial (Table III.6) +
  - 2.2. Technology (Table III.8) +
  - 2.3. Capacity-building (Table III.10) +
  - 2.4. Article 13 and transparency-related (Table III.12) +
- 3. Support received
  - 3.1. Financial (Table III.7) +
  - 3.2. Technology (Table III.9) +
  - 3.3. Capacity-building (Table III.11) +
  - 3.4. Article 13 and transparency-related (Table III.13) +

Application version: 91aacaeed9914c6e99e7e03dd6f1c5c | Metadata version: 1.28.1





# ETF Support reporting tool Export reporting tables - Live demo



**United Nations**  
Climate Change



# Export reporting tables

The screenshot shows a web application interface for 'Reporting tables'. The top navigation bar includes 'ETF | SUPPORT', 'CTF versions', 'Data entry', 'Reporting tables', 'QA/QC', and 'Json validator'. The 'Reporting tables' menu item is highlighted with a red arrow. Below the navigation bar, the status is 'Version: XYZ-CTF-FTC-2024-V0.43 | Status: Started | DEFAULT' and 'Users accessing: CF PT | Online'. The main content area is titled 'Common Tabular Formats' and contains a section 'Select tables by type of information'. This section has two checked checkboxes: 'Support provided and mobilized' and 'Support needed and received'. A 'Download as .xlsx' button is located to the right of these checkboxes, with a red arrow pointing to it. Below the checkboxes, there are four columns of table selection options, each with a checked checkbox and a list of table IDs: 'Financial' (Table III.1-III.7), 'Technology' (Table III.4, III.8, III.9), 'Capacity-building' (Table III.5, III.10, III.11), and 'Article 13 and transparency-related' (Table III.12, III.13). The footer of the application shows 'Application version: 91aacaeed9914c6e99e7e03dd6f1c5c | Metadata version: 1.28.1 | Last synchronized: 2024-09-13 09:23 (UTC+2)'.



# ETF Support reporting tool Working with bulk import tool - Live demo



**United Nations**  
Climate Change

# Working with the bulk import tool

The screenshot shows the Microsoft Excel interface with the 'Data Entry' tab selected. The ribbon includes macros for 'Policies and Measures', 'Table III.1', 'Add row', 'Copy row', 'Delete row', 'Add column', 'Delete column', 'Deactivate multiSelect', 'Activate multiSelect', 'Unlock', 'Lock', and 'Export JSON'. The spreadsheet below has a table with the following headers: 'Sector', 'subsector', 'Title of activity, programme, project or other', 'Programme/project description', and 'Domestic currency'. The table rows are highlighted in light green.

Specific tab for using bulk import tool

Export JSON for individual tables when data is filled in

Click to activate relevant table to import data on FTC

Add/delete columns (not applicable for FTC)

Lock/Unlock for adjusting column width

Adjust number of rows needed

Adjust dropdown options for selection





# Thank you for the attention!

Let's keep this conversation going.

Join the **Transparency LinkedIn Group** to stay informed with our latest updates, upcoming events and more at:

<https://www.linkedin.com/groups/13910606/>

Let's work **#Together4Transparency**

Find out more at:

<https://unfccc.int/Transparency>

Contact us at:

[Tools.Support@unfccc.int](mailto:Tools.Support@unfccc.int)



# Additional hands-on exercises



**United Nations**  
Climate Change



# Exercises

- **Exercise 1:** Log-in to the ETF reporting tool
- **Exercise 2:** Creating a blank CTF version
- **Exercise 3:** Specify version settings
- **Exercise 4:** Add and change records through navigation tree
- **Exercise 5:** Add and modify data in the data entry grids
- **Exercise 6:** Add and modify comments in data entry grids
- **Exercise 7:** Export and import data entry grids with Excel
- **Exercise 8:** General reporting tables

## Support Reporting Tool

<https://unfccc.int/ETF-Support-RT-HandsOnTraining>



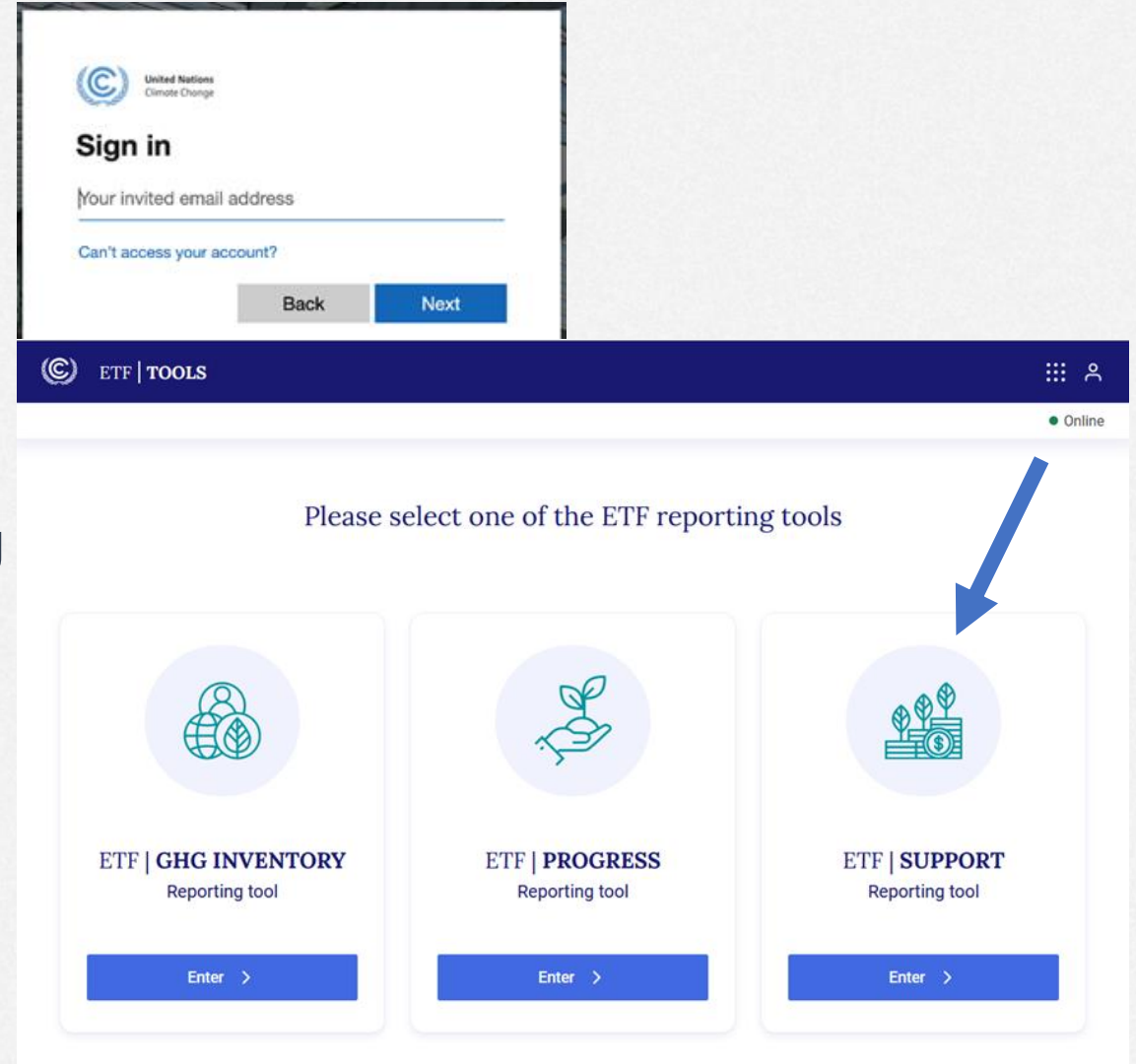
*Please scan the QR code to download this presentation*





# Exercise 1: Log-in to the ETF reporting tool

- **Step 1:** Use any internet browser on your personal computer:  
<https://etf-support-training.unfccc.int/>
- **Step 2:** Follow the given instructions you see on screen when trying to log-in to the tool
- **Step 3:** Select the **ETF Support reporting tool**



The screenshot shows the login process for the ETF reporting tool. The top part is a 'Sign in' form with a 'Your invited email address' input field and 'Back' and 'Next' buttons. Below this is a navigation bar with the 'ETF | TOOLS' logo and a user profile icon. The main content area displays the text 'Please select one of the ETF reporting tools' and three tool options: 'ETF | GHG INVENTORY Reporting tool', 'ETF | PROGRESS Reporting tool', and 'ETF | SUPPORT Reporting tool'. A blue arrow points to the 'ETF | SUPPORT Reporting tool' option.

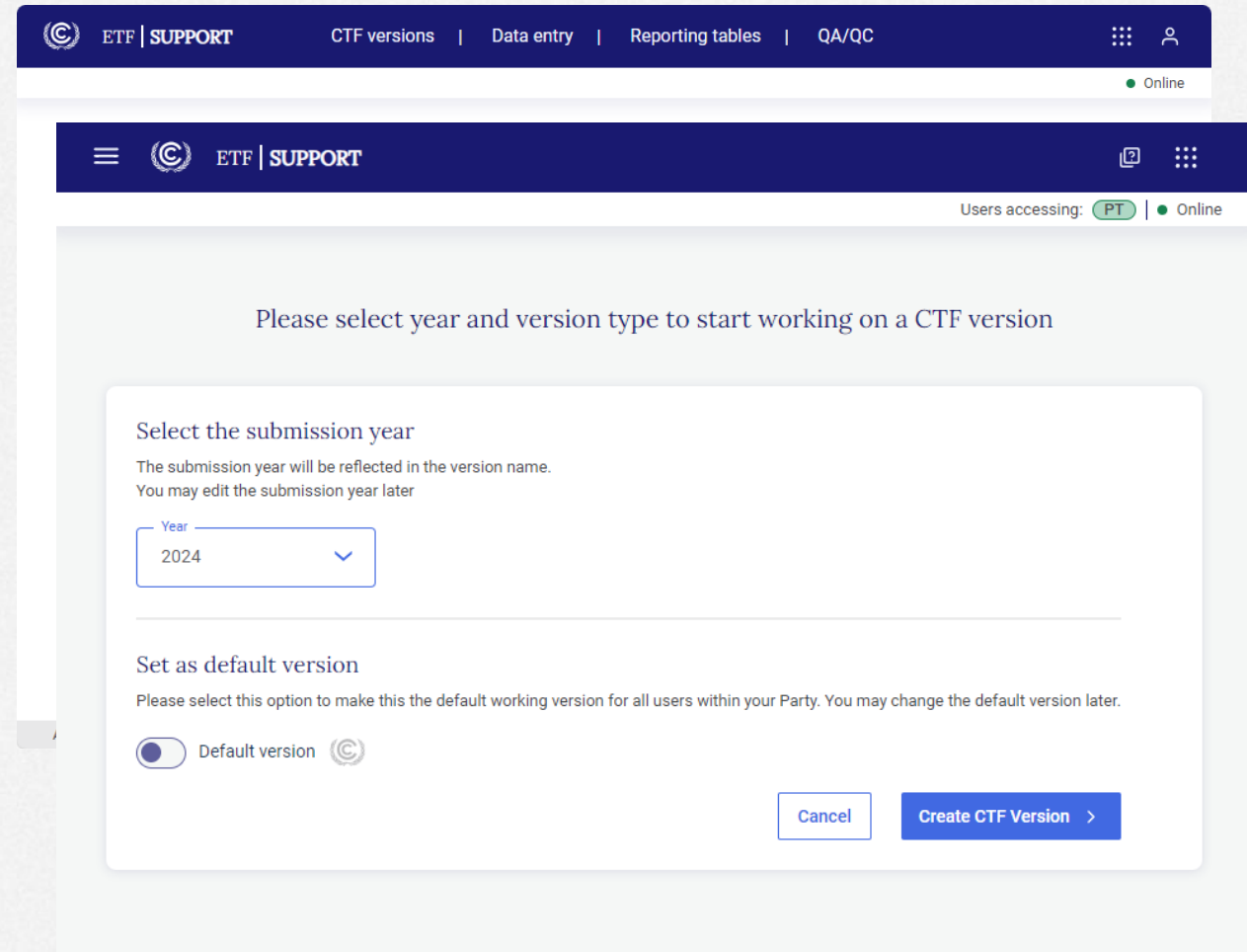
# Exercise 2: Create a blank version

- **Step 1: “Create blank version”** and follow the steps.
- **Step 2:** Select any submission year (i.e., 2024) to create your version.
- **Step 3:** Note the version standardized identification code **(XXX-CTF-FTC-YYYY-V0.0)**



### Set as default version

Enabling this option will allow multiple users to work on the same version




The screenshot shows a web application interface for creating a CTF version. At the top, there is a dark blue navigation bar with the text 'ETF | SUPPORT' and several menu items: 'CTF versions', 'Data entry', 'Reporting tables', and 'QA/QC'. Below this is a secondary navigation bar with a hamburger menu, the 'ETF | SUPPORT' logo, and a user profile icon. The main content area has a light gray background and contains the following elements:

- A heading: "Please select year and version type to start working on a CTF version"
- A section titled "Select the submission year" with a sub-note: "The submission year will be reflected in the version name. You may edit the submission year later". Below this is a dropdown menu labeled "Year" with the value "2024" selected.
- A section titled "Set as default version" with a sub-note: "Please select this option to make this the default working version for all users within your Party. You may change the default version later." Below this is a toggle switch labeled "Default version" which is currently turned on, followed by a copyright symbol icon.
- At the bottom right, there are two buttons: a "Cancel" button and a "Create CTF Version" button with a right-pointing arrow.

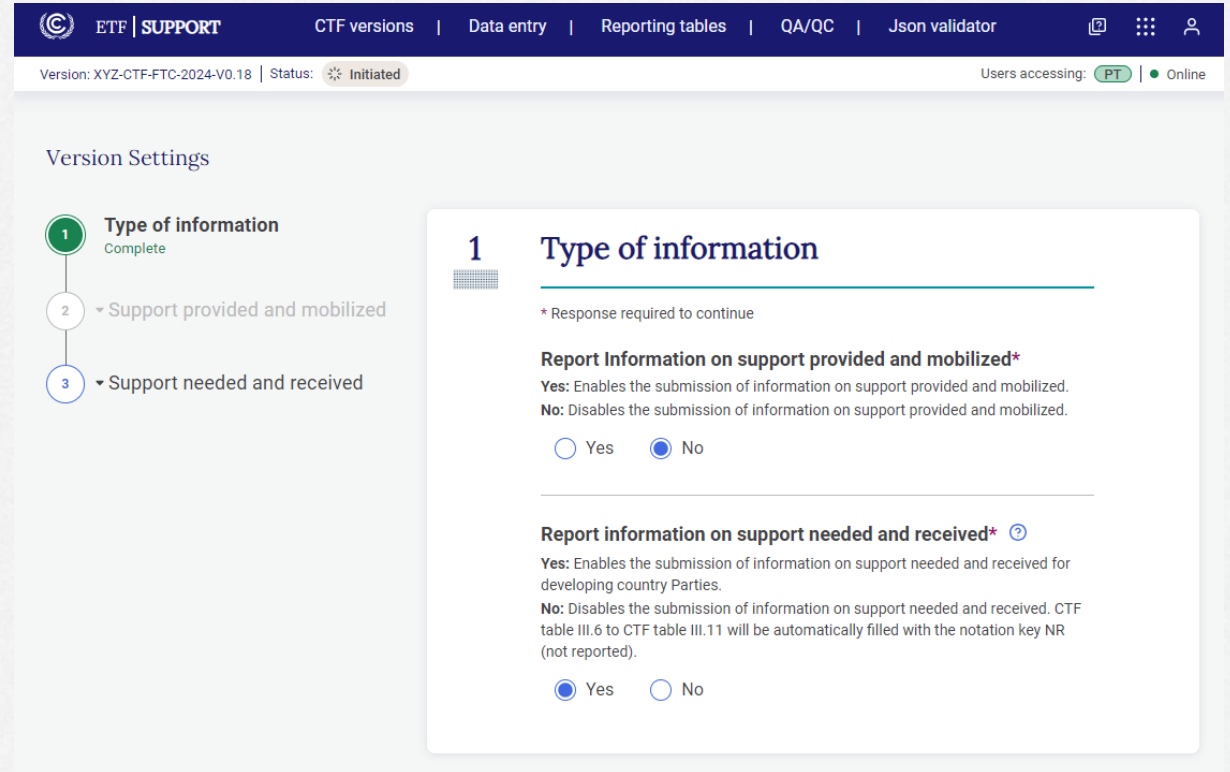
# Exercise 3: Specify version settings

## Type of information

- **Step 1:** Report information on support provided and mobilized:  
**Select No**
- **Step 3:** Report information on support needed and received:  
**Select Yes**



**Report information on support provided and mobilized**  
Reporting of information on support provided and mobilized is mandatory for developed country Parties



The screenshot shows the 'Version Settings' page for 'XYZ-CTF-FTC-2024-V0.18'. The status is 'Initiated'. The page is divided into three steps:

- 1 Type of information** (Complete)
  - 1 Type of information**

\* Response required to continue

**Report information on support provided and mobilized\***

Yes: Enables the submission of information on support provided and mobilized.  
No: Disables the submission of information on support provided and mobilized.

Yes  No
  - 2 Support provided and mobilized**
  - 3 Support needed and received**

The detailed view for step 1 shows the following options:

- Report information on support provided and mobilized\***

Yes: Enables the submission of information on support provided and mobilized.  
No: Disables the submission of information on support provided and mobilized.

Yes  No
- Report information on support needed and received\***

Yes: Enables the submission of information on support needed and received for developing country Parties.  
No: Disables the submission of information on support needed and received. CTF table III.6 to CTF table III.11 will be automatically filled with the notation key NR (not reported).


Yes  No

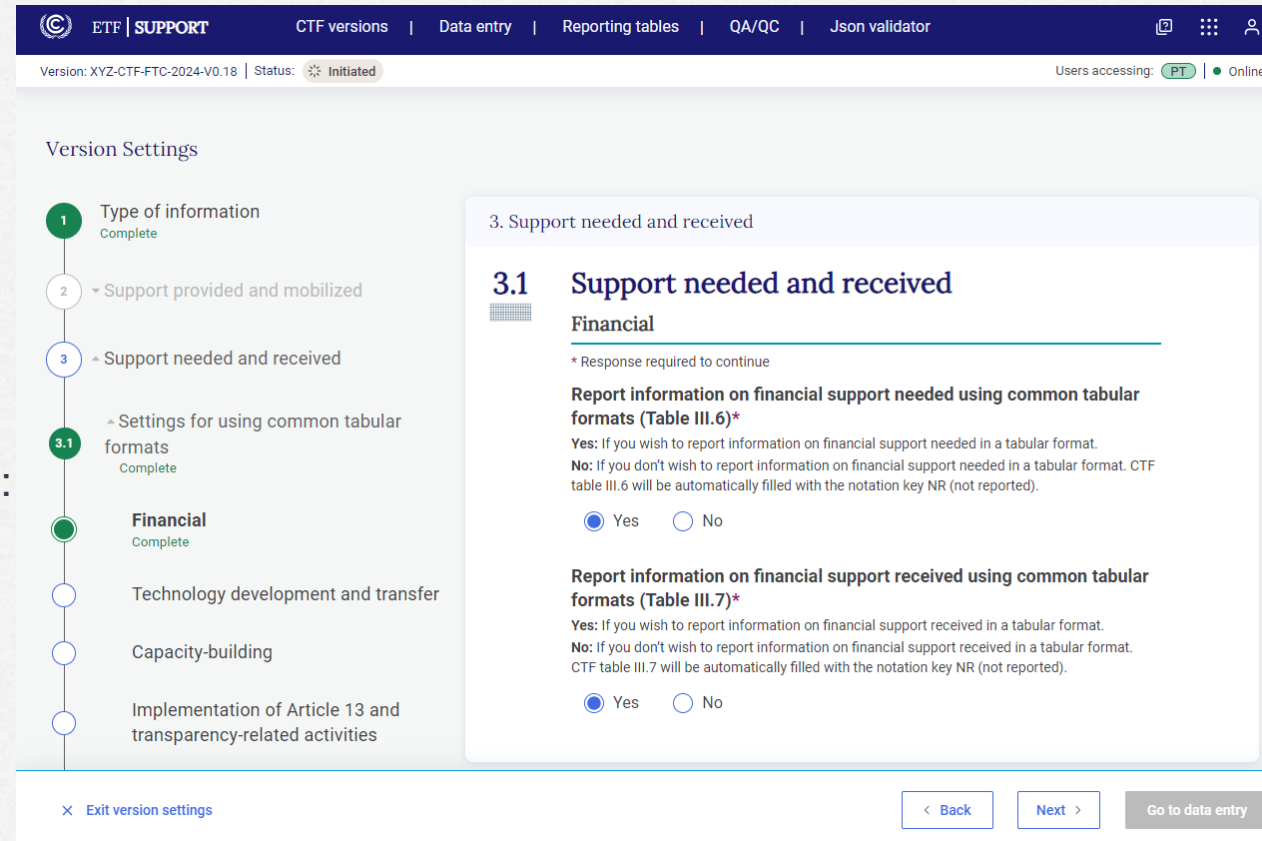


# Exercise 3: Specify version settings (cont.)

## 3. Support needed and received > 3.1 Settings for using common tabular format > Financial

- **Step 1:** Report information on financial support needed using common tabular formats (Table III.6): **Select Yes**
- **Step 2:** Report information on financial support received using common tabular formats (Table III.7): **Select Yes**

 **This section is about reporting of financial information (needed or received) using CTF**



The screenshot shows the 'Version Settings' page in the ETF SUPPORT system. The breadcrumb trail is: ETF | SUPPORT > CTF versions > Data entry > Reporting tables > QA/QC > Json validator. The current version is XYZ-CTF-FTC-2024-V0.18 and the status is 'Initiated'. The user is identified as PT and is online.

The 'Version Settings' section on the left lists several categories with their completion status:

- 1 Type of information: Complete
- 2 Support provided and mobilized
- 3 Support needed and received
- 3.1 Settings for using common tabular formats: Complete
- Financial: Complete
- Technology development and transfer
- Capacity-building
- Implementation of Article 13 and transparency-related activities

The main content area displays the settings for '3. Support needed and received'.

### 3.1 Support needed and received

#### Financial

\* Response required to continue

**Report information on financial support needed using common tabular formats (Table III.6)\***

Yes: If you wish to report information on financial support needed in a tabular format.  
 No: If you don't wish to report information on financial support needed in a tabular format. CTF table III.6 will be automatically filled with the notation key NR (not reported).

Yes  No

**Report information on financial support received using common tabular formats (Table III.7)\***

Yes: If you wish to report information on financial support received in a tabular format.  
 No: If you don't wish to report information on financial support received in a tabular format. CTF table III.7 will be automatically filled with the notation key NR (not reported).

Yes  No


At the bottom, there are navigation buttons: 'Exit version settings', '< Back', 'Next >', and 'Go to data entry'.

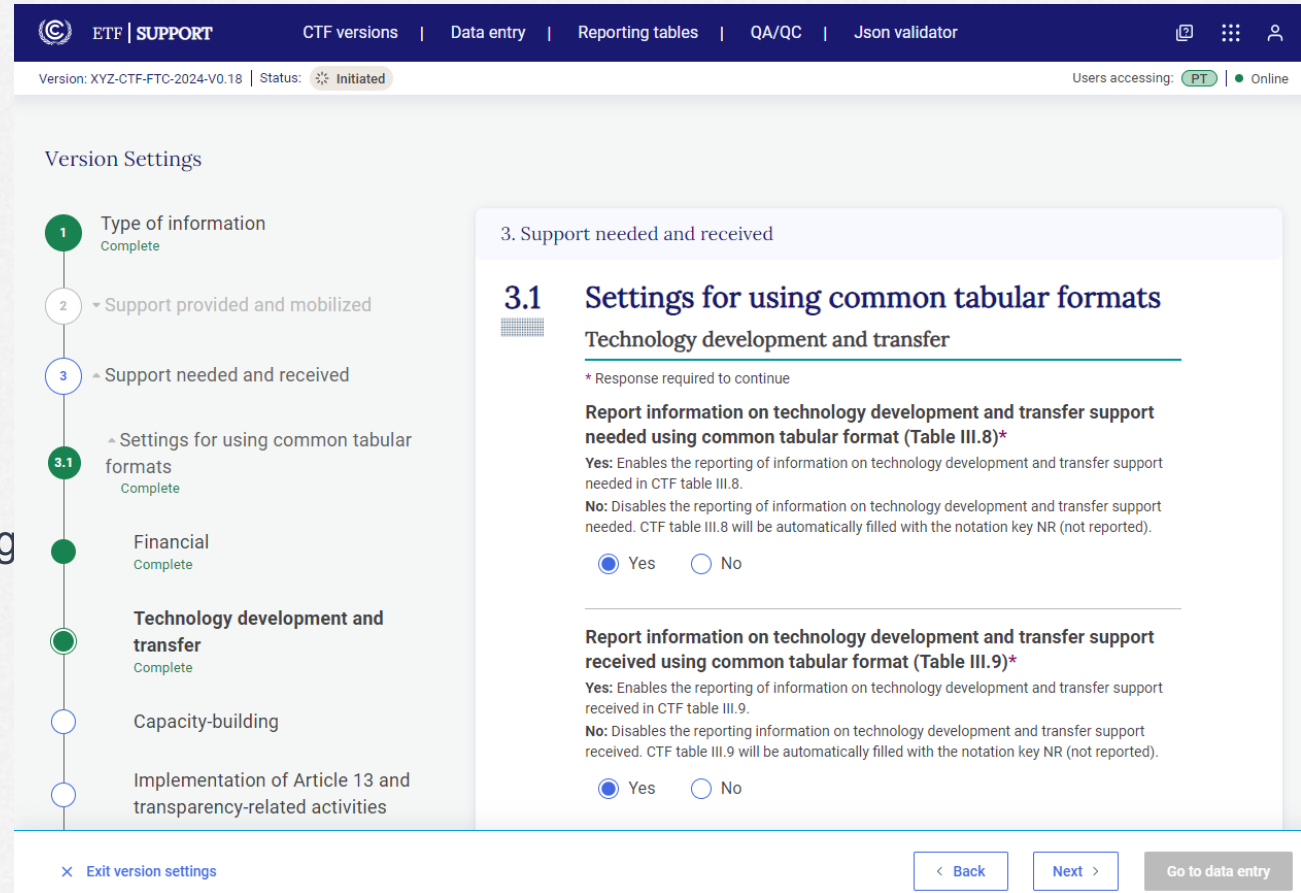
# Exercise 3: Specify version settings (cont.)

## 3. Support needed and received >

### 3.1 Settings for using common tabular format > Technology development and transfer

- **Step 1:** Report information on technology development and transfer support **needed** using common tabular format (Table III.8)? **Select Yes**
- **Step 2:** Report information on technology development and transfer support **received** using common tabular format (Table III.9)? **Select Yes**

 This section is about reporting of information on **technology transfer needed or received**



The screenshot shows the 'Version Settings' page in the E3 SUPPORT system. The breadcrumb trail is: ETF | SUPPORT > CTF versions > Data entry > Reporting tables > QA/QC > Json validator. The current version is XYZ-CTF-FTC-2024-V0.18 and the status is 'Initiated'. Users accessing: PT (green) and Online (blue).

The 'Version Settings' section on the left lists several categories, all marked as 'Complete':

- 1 Type of information (Complete)
- 2 Support provided and mobilized
- 3 Support needed and received
- 3.1 Settings for using common tabular formats (Complete)
- Financial (Complete)
- Technology development and transfer (Complete)
- Capacity-building
- Implementation of Article 13 and transparency-related activities

The main content area shows the configuration for '3. Support needed and received'.

### 3.1 Settings for using common tabular formats

#### Technology development and transfer

\* Response required to continue

**Report information on technology development and transfer support needed using common tabular format (Table III.8)\***

**Yes:** Enables the reporting of information on technology development and transfer support needed in CTF table III.8.  
**No:** Disables the reporting of information on technology development and transfer support needed. CTF table III.8 will be automatically filled with the notation key NR (not reported).

Yes  No

---

**Report information on technology development and transfer support received using common tabular format (Table III.9)\***

**Yes:** Enables the reporting of information on technology development and transfer support received in CTF table III.9.  
**No:** Disables the reporting information on technology development and transfer support received. CTF table III.9 will be automatically filled with the notation key NR (not reported).

Yes  No

At the bottom, there are navigation buttons: 'Exit version settings', '< Back', 'Next >', and 'Go to data entry'.



# Exercise 3: Specify version settings (cont.)

## 3. Support needed and received >

### 3.1 Settings for using common tabular format > Capacity-building

- **Step 1:** Report information on capacity-building support **needed** using common tabular formats (Table III.10)?  
**Select Yes**
- **Step 2:** Report information on capacity-building support **received** using common tabular format (Table III.11)?  
**Select Yes**



This section is about reporting of information on **capacity-building needed or received**

ETF | SUPPORT
CTF versions | Data entry | Reporting tables | QA/QC | Json validator

Version: XYZ-CTF-FTC-2024-V0.18 | Status: Initiated
Users accessing: PT | Online

#### Version Settings

- 1 Type of information Complete
- 2 Support provided and mobilized
- 3 Support needed and received
- 3.1 Settings for using common tabular formats Complete
- Financial Complete
- Technology development and transfer Complete
- **Capacity-building** Complete
- Implementation of Article 13 and transparency-related activities

#### 3. Support needed and received

### 3.1 Settings for using common tabular formats

#### Capacity-building

\* Response required to continue

**Report information on capacity-building support needed using common tabular formats (Table III.10)\***

Yes: Enables the reporting of information on capacity-building support needed in CTF table III.10.  
No: Disables the reporting information on capacity-building support needed. CTF table III.10 will be automatically filled with the notation key NR (not reported).

Yes  No

---

**Report information on capacity-building support received using common tabular format (Table III.11)\***

Yes: Enables the reporting of information on capacity-building support received in CTF table III.11.  
No: Disables the reporting information on capacity-building support received. CTF table III.11 will be automatically filled with the notation key NR (not reported).

Yes  No

[Exit version settings](#)

< Back
Next >
Go to data entry

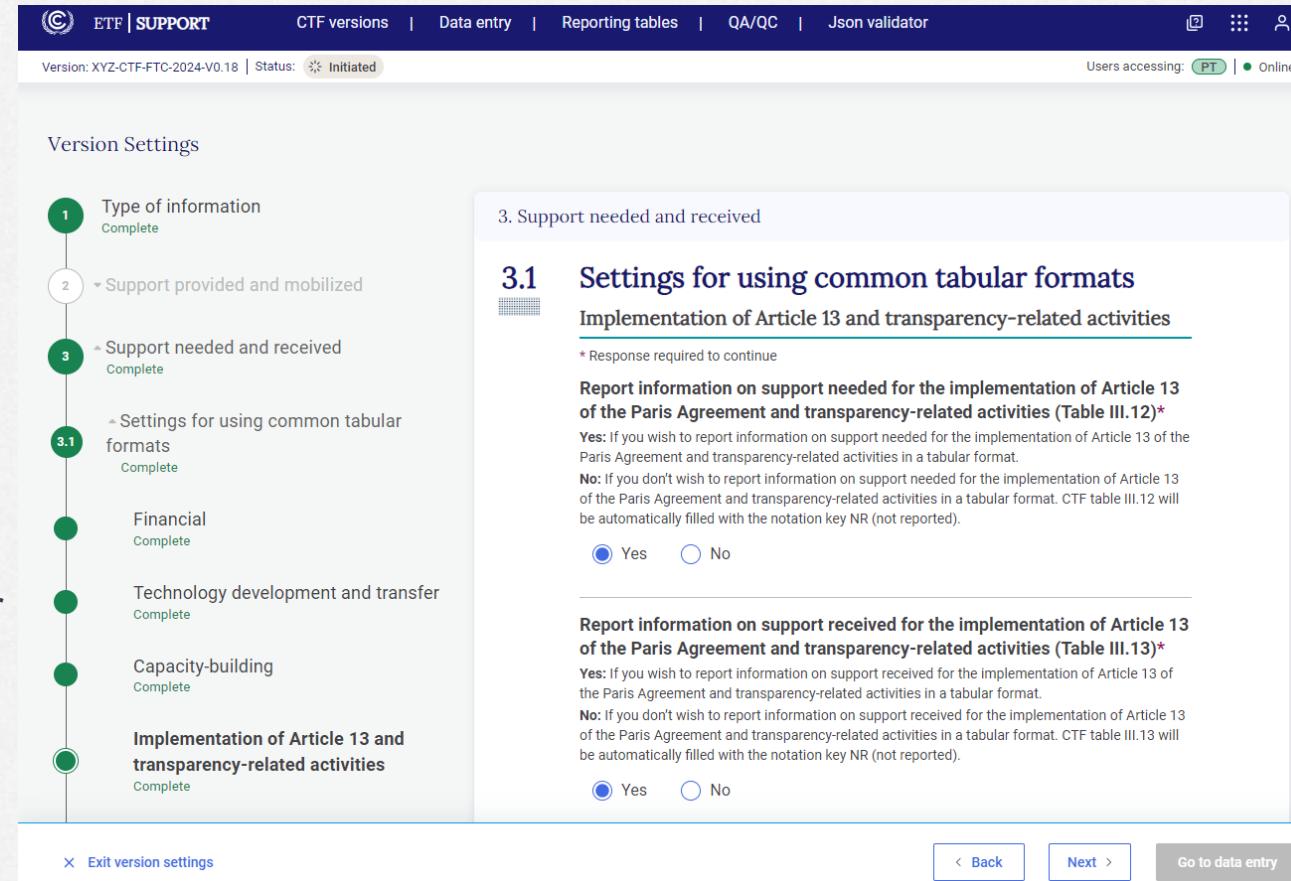


# Exercise 3: Specify version settings (cont.)

## 3. Support needed and received >

### 3.1 Settings for using common tabular format > Implementation of Article 13 and transparency-related activities

- **Step 1:** Report information on support needed for the implementation of Article 13 of the Paris Agreement and transparency-related activities (Table III.12):  
**Select Yes**
- **Step 2:** Report information on support received for the implementation of Article 13 of the Paris Agreement and transparency-related activities (Table III.13):  
**Select Yes**



The screenshot shows the E3 SUPPORT interface. The top navigation bar includes 'CTF versions', 'Data entry', 'Reporting tables', 'QA/QC', and 'Json validator'. The current version is 'XYZ-CTF-FTC-2024-V0.18' and the status is 'Initiated'. The main content area is titled 'Version Settings' and lists several categories, all marked as 'Complete':

- 1 Type of information (Complete)
- 2 Support provided and mobilized
- 3 Support needed and received (Complete)
- 3.1 Settings for using common tabular formats (Complete)
- Financial (Complete)
- Technology development and transfer (Complete)
- Capacity-building (Complete)
- Implementation of Article 13 and transparency-related activities (Complete)

The right-hand panel shows the '3. Support needed and received' section, specifically '3.1 Settings for using common tabular formats Implementation of Article 13 and transparency-related activities'. It includes a note: '\* Response required to continue'. There are two sections for reporting information, each with 'Yes' and 'No' radio buttons:

- Report information on support needed for the implementation of Article 13 of the Paris Agreement and transparency-related activities (Table III.12)\***  
Yes: If you wish to report information on support needed for the implementation of Article 13 of the Paris Agreement and transparency-related activities in a tabular format.  
No: If you don't wish to report information on support needed for the implementation of Article 13 of the Paris Agreement and transparency-related activities in a tabular format. CTF table III.12 will be automatically filled with the notation key NR (not reported).  
 Yes  No
- Report information on support received for the implementation of Article 13 of the Paris Agreement and transparency-related activities (Table III.13)\***  
Yes: If you wish to report information on support received for the implementation of Article 13 of the Paris Agreement and transparency-related activities in a tabular format.  
No: If you don't wish to report information on support received for the implementation of Article 13 of the Paris Agreement and transparency-related activities in a tabular format. CTF table III.13 will be automatically filled with the notation key NR (not reported).  
 Yes  No

At the bottom, there are buttons for 'Exit version settings', '< Back', 'Next >', and 'Go to data entry'.



If a Party needs or received **support for the implementation of transparency related activities**, then choose **Yes**

# Exercise 3: Specify version settings (cont.)

## 3. Support needed and received > 3.2 Settings for reporting amount

- **Step 1:** Select domestic currency  
**Select one option (e.g. CNY)**
- **Step 2:** Exchange rate  
**Input the amount in domestic currency equivalent to 1 USD**  
Note: If needed, different exchanges rates can be used for different reporting years and tables III.6-7 and tables III.12-13
- **Step 3:** The system provides automatic conversion of currency  
**Select Yes**
- **Step 4:** Select default currency  
**Select domestic currency**
- **Step 5:** Click **Go to data entry**

### Version Settings

- 1 Type of information  
Complete
- 2 Support provided and mobilized
- 3 Support needed and received  
Complete
- 3.1 Settings for using common tabular formats  
Complete
- 3.2 Settings for reporting amount  
Complete

### 3. Support needed and received

#### 3.2 Settings for reporting amount

\* Response required to continue

##### Select domestic currency\*

Domestic currency

CNY (Chinese Renminbi) ▼

##### Exchange rate\* ⓘ

Please input the amount equivalent to 1 USD in your domestic currency. For instance, if your domestic currency is EUR and the exchange rate is 1 USD = 0.93 EUR, enter 0.93 as the exchange rate.

Information on financial support needed (Table III.6)

Exchange rate (Required)

7.16

Information on financial support received (Table III.7)

Exchange rate (Required)

7.16

Information on support needed for the implementation of Article 13 of the Paris Agreement and transparency-related activities (Table III.12)

Exchange rate (Required)

7.16

Information on support received for the implementation of Article 13 of the Paris Agreement and transparency-related activities (Table III.13)

Exchange rate (Required)

7.16

**The system provides automatic conversion of currency, based on the exchange rate provided\***

**Yes:** The conversion of currency will be done automatically, and the Party can input the values either in USD or domestic currency.

**No:** The conversion will not be done automatically, and the Party has to manually input the amounts in both domestic currency and USD.

Yes  No

##### Select input currency\*

Please specify whether your input is in domestic currency or USD for automatic currency conversion to occur accordingly. For instance, if you input in domestic currency, the system will automatically calculate the equivalent amount in USD. Conversely, if you input amounts in USD, the system will automatically compute the equivalent domestic currency.

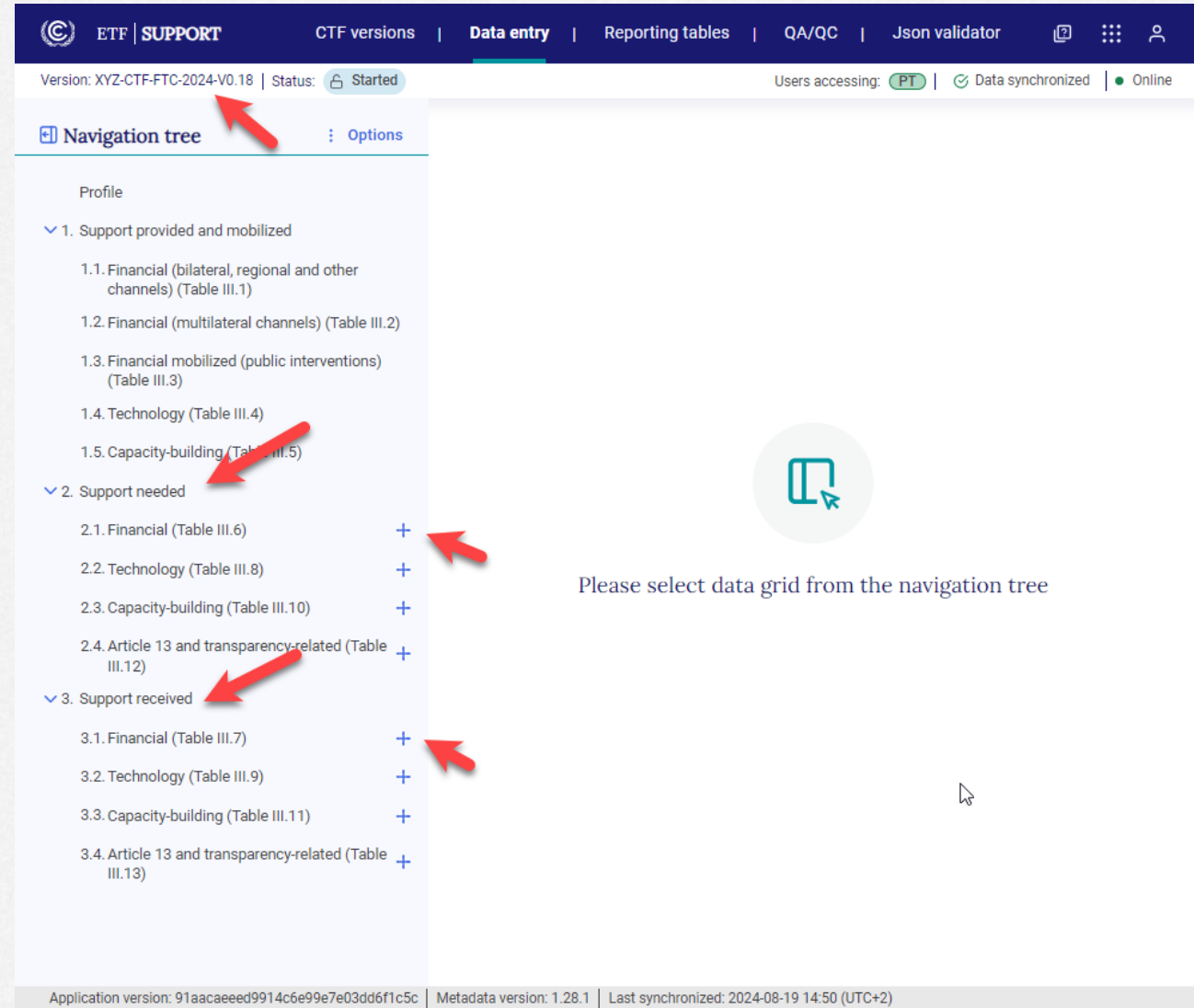
USD (US Dollar)  CNY (Chinese Renminbi)



# Exercise 3: Specify version settings (cont.)

- **Step 1:** Note the version name at the top left corner of the screen
- **Step 2:** Note the navigation tree for data entry
- **Step 3:** Note the plus sign indicating that data can be entered under this tree branch

## End of Exercise 3

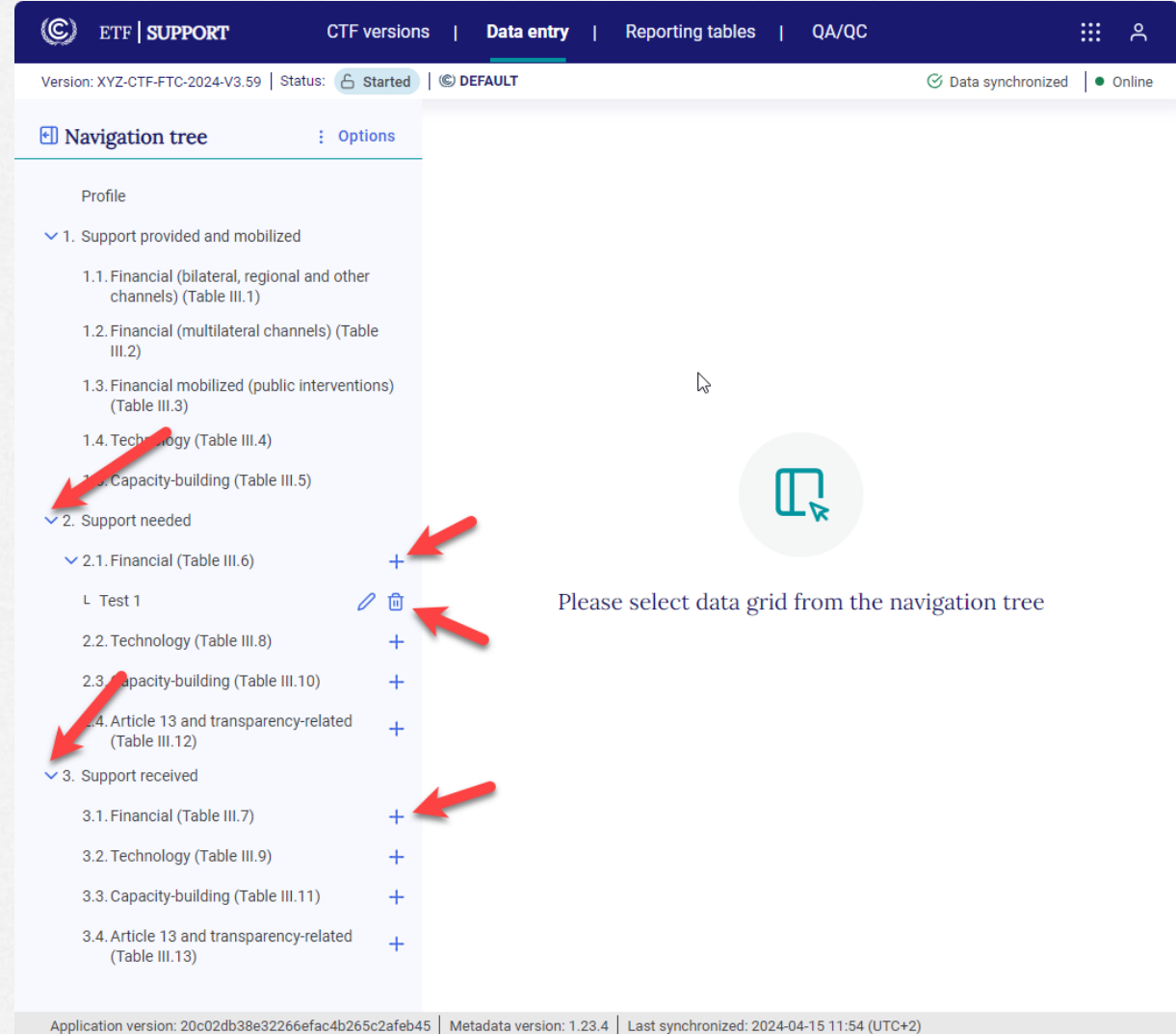


The screenshot shows the ETF SUPPORT interface. At the top, the version is identified as 'XYZ-CTF-FTC-2024-V0.18'. The navigation tree on the left is expanded to show three main categories: 'Support provided and mobilized', 'Support needed', and 'Support received'. Each category has several sub-items, each with a plus sign (+) indicating that data can be entered. A red arrow points to the 'Support needed' category, and another red arrow points to the plus sign next to '2.1. Financial (Table III.6)'. A third red arrow points to the plus sign next to '3.1. Financial (Table III.7)'. The main content area displays a large circular icon with a data grid symbol and the text 'Please select data grid from the navigation tree'. The footer shows application and metadata versions, and the last synchronization time.



# Exercise 4: Add and change records through navigation tree

- **Step 1:** Expand **2. Support needed** and **3. Support received** in the navigation tree to view parent nodes corresponding to tables III.6 – III.13
- **Step 2:** Click the **plus sign** for parent node **2.1 Financial (Table III.6)** and add at least 2 or 3 entries for financial support needed
- **Step 3:** Click the **plus sign** for parent node **3.1 Financial (Table III.7)** and add at least 2 or 3 entries for financial support received
- **Step 4:** Use may use the pencil and bin icons to rename and delete the records



The screenshot displays the E4 application interface. At the top, there is a navigation bar with the logo, 'ETF | SUPPORT', and various menu items: 'CTF versions', 'Data entry', 'Reporting tables', and 'QA/QC'. Below this, a status bar shows 'Version: XYZ-CTF-FTC-2024-V3.59', 'Status: Started', and 'Data synchronized'.

The main content area is titled 'Navigation tree' and contains a hierarchical list of nodes. The nodes are:
 

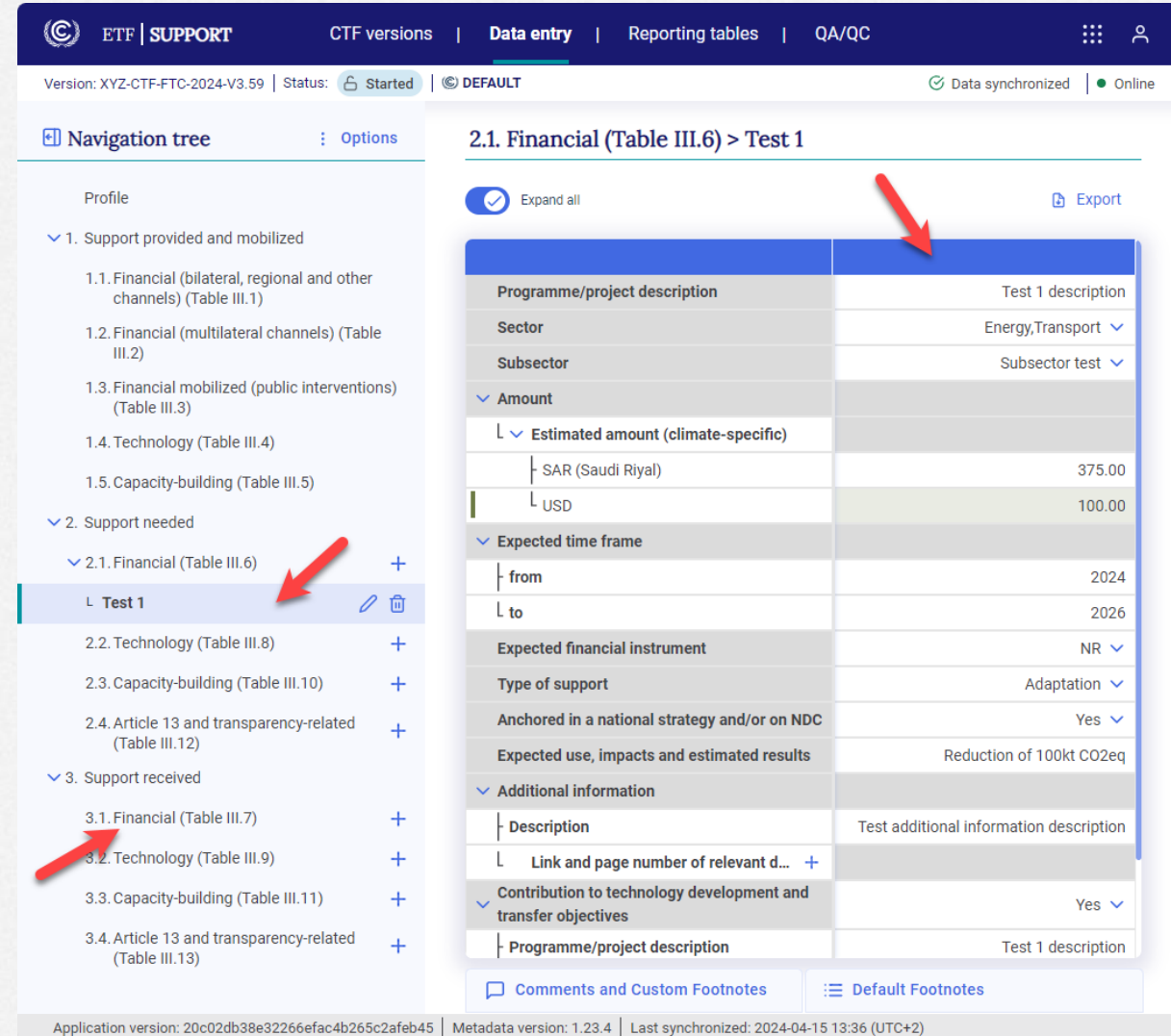
- Profile
- 1. Support provided and mobilized
  - 1.1. Financial (bilateral, regional and other channels) (Table III.1)
  - 1.2. Financial (multilateral channels) (Table III.2)
  - 1.3. Financial mobilized (public interventions) (Table III.3)
  - 1.4. Technology (Table III.4)
  - 1.5. Capacity-building (Table III.5)
- 2. Support needed
  - 2.1. Financial (Table III.6) - This node has a plus sign (+) next to it, with a red arrow pointing to it.
  - Test 1 - This node has a pencil icon and a trash icon next to it, with red arrows pointing to them.
  - 2.2. Technology (Table III.8) - This node has a plus sign (+) next to it, with a red arrow pointing to it.
  - 2.3. Capacity-building (Table III.10) - This node has a plus sign (+) next to it, with a red arrow pointing to it.
  - 2.4. Article 13 and transparency-related (Table III.12) - This node has a plus sign (+) next to it, with a red arrow pointing to it.
- 3. Support received
  - 3.1. Financial (Table III.7) - This node has a plus sign (+) next to it, with a red arrow pointing to it.
  - 3.2. Technology (Table III.9) - This node has a plus sign (+) next to it.
  - 3.3. Capacity-building (Table III.11) - This node has a plus sign (+) next to it.
  - 3.4. Article 13 and transparency-related (Table III.13) - This node has a plus sign (+) next to it.

On the right side of the navigation tree, there is a large circular icon with a plus sign and a cursor, and a text prompt: 'Please select data grid from the navigation tree'.

At the bottom of the interface, there is a footer with the following information: 'Application version: 20c02db38e32266efac4b265c2afeb45 | Metadata version: 1.23.4 | Last synchronized: 2024-04-15 11:54 (UTC+2)'.

# Exercise 5: Add and modify data in data entry grids

- **Step 1:** Select one of the records you have entered in the navigation tree for **financial support needed** related to **table III.6**
- **Step 2:** Complete the data entry grid for the selected record in table III.6
- **Step 3:** Repeat the process for another record for **financial support received** in **table III.7**



ETF | SUPPORT | CTF versions | **Data entry** | Reporting tables | QA/QC

Version: XYZ-CTF-FTC-2024-V3.59 | Status: Started | DEFAULT | Data synchronized | Online

**Navigation tree** | Options

- Profile
- 1. Support provided and mobilized
  - 1.1. Financial (bilateral, regional and other channels) (Table III.1)
  - 1.2. Financial (multilateral channels) (Table III.2)
  - 1.3. Financial mobilized (public interventions) (Table III.3)
  - 1.4. Technology (Table III.4)
  - 1.5. Capacity-building (Table III.5)
- 2. Support needed
  - 2.1. Financial (Table III.6)**
    - Test 1** (edit, delete icons)
  - 2.2. Technology (Table III.8)
  - 2.3. Capacity-building (Table III.10)
  - 2.4. Article 13 and transparency-related (Table III.12)
- 3. Support received
  - 3.1. Financial (Table III.7)
  - 3.2. Technology (Table III.9)
  - 3.3. Capacity-building (Table III.11)
  - 3.4. Article 13 and transparency-related (Table III.13)

**2.1. Financial (Table III.6) > Test 1** | Expand all | Export

Programme/project description	Test 1 description
Sector	Energy,Transport
Subsector	Subsector test
<b>Amount</b>	
Estimated amount (climate-specific)	
SAR (Saudi Riyal)	375.00
USD	100.00
<b>Expected time frame</b>	
from	2024
to	2026
Expected financial instrument	NR
Type of support	Adaptation
Anchored in a national strategy and/or on NDC	Yes
Expected use, impacts and estimated results	Reduction of 100kt CO2eq
<b>Additional information</b>	
Description	Test additional information description
Link and page number of relevant d...	
Contribution to technology development and transfer objectives	Yes
Programme/project description	Test 1 description

Comments and Custom Footnotes | Default Footnotes

Application version: 20c02db38e32266efac4b265c2afeb45 | Metadata version: 1.23.4 | Last synchronized: 2024-04-15 13:36 (UTC+2)





# Exercise 5: Add and modify data in data entry grids (cont.)



- **Step 1:** Add a record for **technology support needed** in **table III.8**
- **Step 2:** Complete the data entry grid for the selected record in table III.8
- **Step 4:** Note that the projects added in table III.8 do not have a link to financial support needed. Otherwise, such projects should be reported in table III.6

ETF | SUPPORT | CTF versions | **Data entry** | Reporting tables | QA/QC

Version: XYZ-CTF-FTC-2024-V3.59 | Status: Started | DEFAULT | Updating changes | Online

### 2.2. Technology (Table III.8) > Test technology project

Expand all | Export

Programme/project description	Solar power plant test 1
Sector	Energy
Subsector	Electricity generation
Type of support	Mitigation
Type of technology	Solar power
Expected time frame	2024-2028
from	2024
to	2028
Expected use, impacts and estimated results	10 MW
Additional information	
Description	Test description
Link and page number of relevant d...	

Comments and Custom Footnotes | Default Footnotes

Application version: 20c02db38e32266efac4b265c2afeb45 | Metadata version: 1.23.4 | Last synchronized: 2024-04-15 13:45 (UTC+2)





# Exercise 6: Add and modify comments in data entry grids



- **Step 1:** Select a cell in data entry grid
- **Step 2:** Click **Comments and Custom Footnotes** at the bottom of the page
- **Step 3:** Write a custom footnote and click **Save**
- **Step 4:** Note the footnote mark in the top-right corner of the corresponding cell indicating a presence of a comment
- **Step 5:** You may edit the footnote text by selecting the cell, clicking **Comments and Custom Footnotes** and click the **Edit** button

The screenshot shows the ETSI SUPPORT data entry interface. The navigation tree on the left highlights '2.1. Financial (Table III.6) > Test 1'. The main content area displays a table with the following data:

Type of technology	Technology type custom
Expected time frame	
from	2024
to	2026
Expected use, impacts and estimated resu...	Reduction of 100kt CO2eq
Additional information	
Description	Test additional information description

Below the table, the 'Comments and Custom Footnotes' section is active. A custom footnote is being added to the cell containing 'Reduction of 100kt CO2eq'. The text of the custom footnote is: 'Annual estimated reduction when the project is fully implemented in 2026'. The 'Save' button is highlighted in blue.



# Exercise 7: Export and import data entry grids with Excel



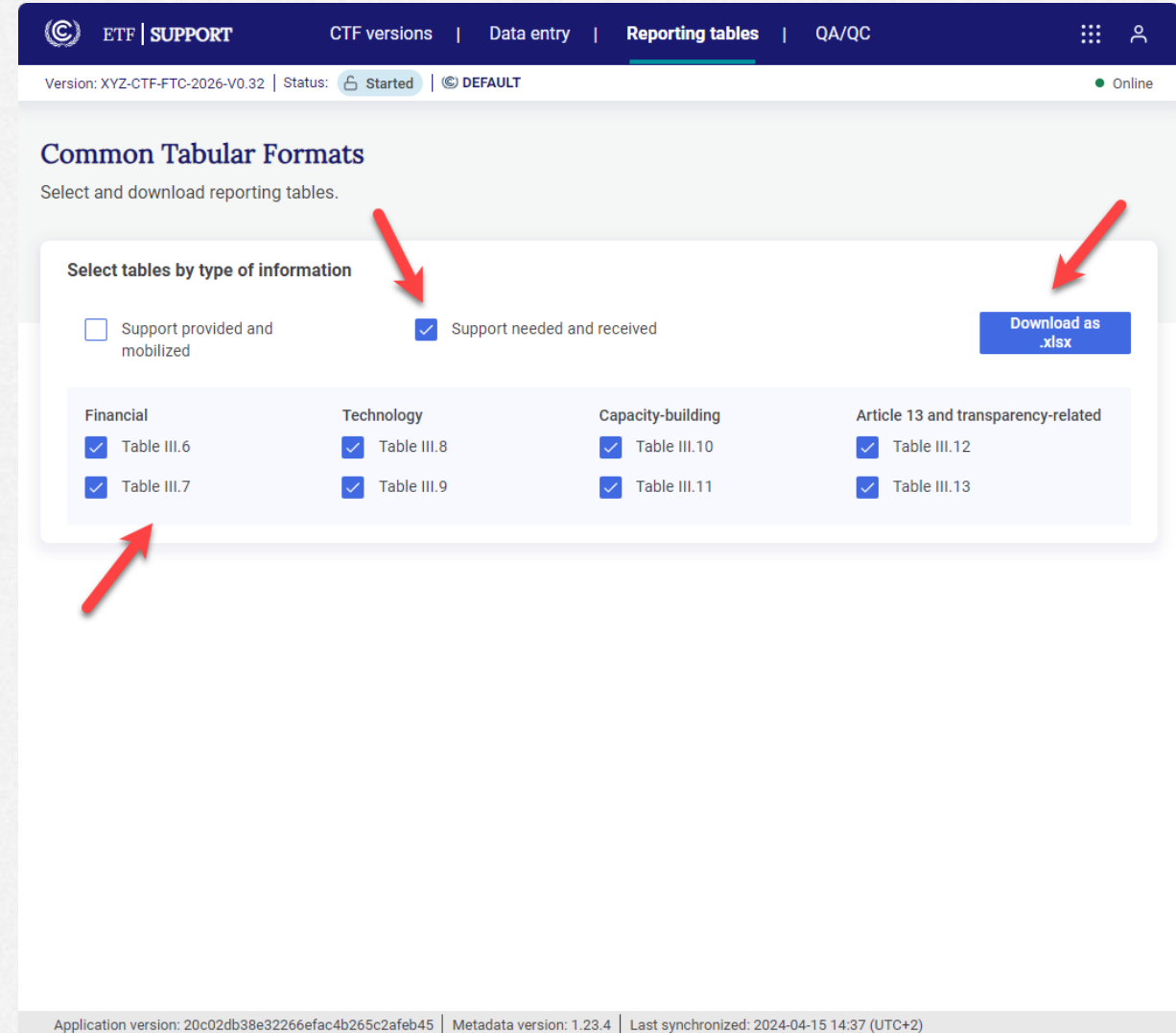
- **Step 1:** Click **Export** at the top of the data entry grid or **Export all data entry grids as .xlsx** under **Options** in the navigation tree
- **Step 2:** Check that the exported Excel workbook follows the exact structure of the data entry grids in the application and contains recorded information/data
- **Step 3:** Edit data in the exported Excel file
- **Step 4:** Import back the Excel file to the application by using **Import .xlsx file** under **Options** in navigation tree
- **Step 5:** Check that the edited data are reflected in the data entry grids in the application

The screenshot displays the 'ETF SUPPORT' application interface. The top navigation bar includes 'CTF versions', 'Data entry', 'Reporting tables', and 'QA/QC'. The current page is titled '3.1. Financial (Table III.7) > Test support received'. The 'Options' menu is open, showing several actions: 'Edit navigation tree', 'Show completeness check', 'Show translation', 'Import .xlsx file', 'Export all data entry grids as .xlsx', and 'Export all data entry grids as .json'. A red arrow points to the 'Export' button at the top right of the data entry grid. Another red arrow points to the 'Export all data entry grids as .xlsx' option in the menu. The background shows a data entry grid with columns for 'Time frame', 'Financial instrument', 'Status', 'Type of support', 'Sector', 'Subsector', 'Status of activity', 'Use, impacts and results', 'Additional information', 'Description', 'Link and page number of relevant d...', 'Contribution to technology development and transfer objectives', and 'Programme/project description'. The bottom of the page shows the application version, metadata version, and last synchronized date.



# Exercise 8: Generate reporting tables

- **Step 1:** Go to *Reporting tables* tab available at the top banner
- **Step 2:** Select the tables to generate and download
- **Step 3:** Click on *Download as .xlsx*
- **Step 4:** Check that the reporting tables contains all the elements of the agreed CTF



ETF | SUPPORT CTF versions | Data entry | **Reporting tables** | QA/QC

Version: XYZ-CTF-FTC-2026-V0.32 | Status: Started | DEFAULT Online

### Common Tabular Formats

Select and download reporting tables.

**Select tables by type of information**

Support provided and mobilized  Support needed and received [Download as .xlsx](#)

Financial	Technology	Capacity-building	Article 13 and transparency-related
<input checked="" type="checkbox"/> Table III.6	<input checked="" type="checkbox"/> Table III.8	<input checked="" type="checkbox"/> Table III.10	<input checked="" type="checkbox"/> Table III.12
<input checked="" type="checkbox"/> Table III.7	<input checked="" type="checkbox"/> Table III.9	<input checked="" type="checkbox"/> Table III.11	<input checked="" type="checkbox"/> Table III.13

Application version: 20c02db38e32266efac4b265c2afeb45 | Metadata version: 1.23.4 | Last synchronized: 2024-04-15 14:37 (UTC+2)